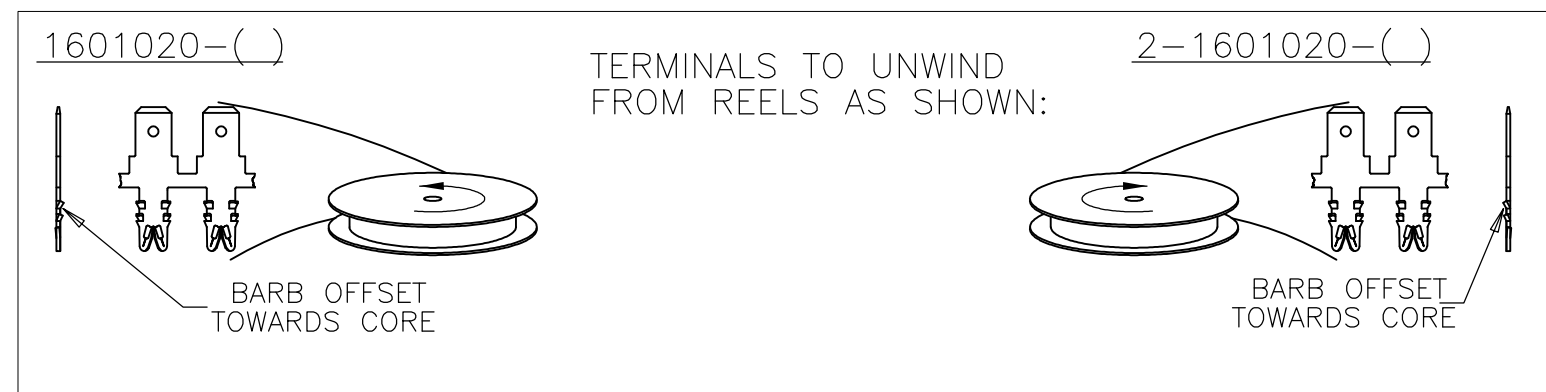
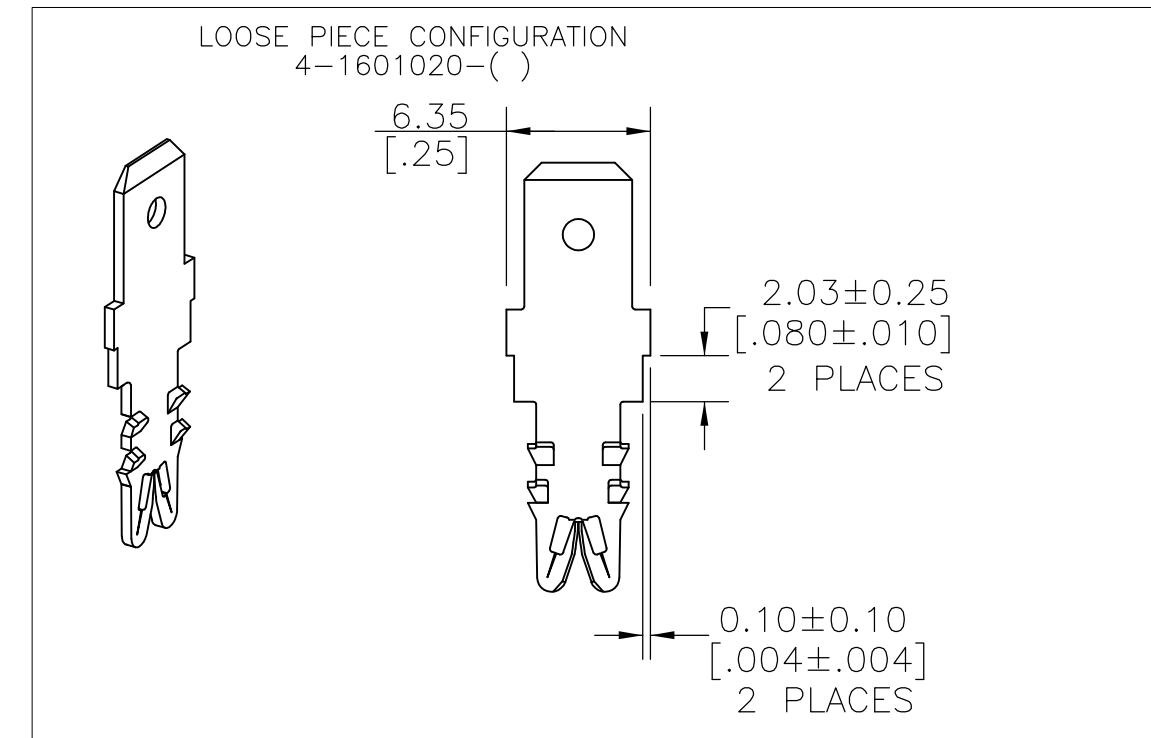
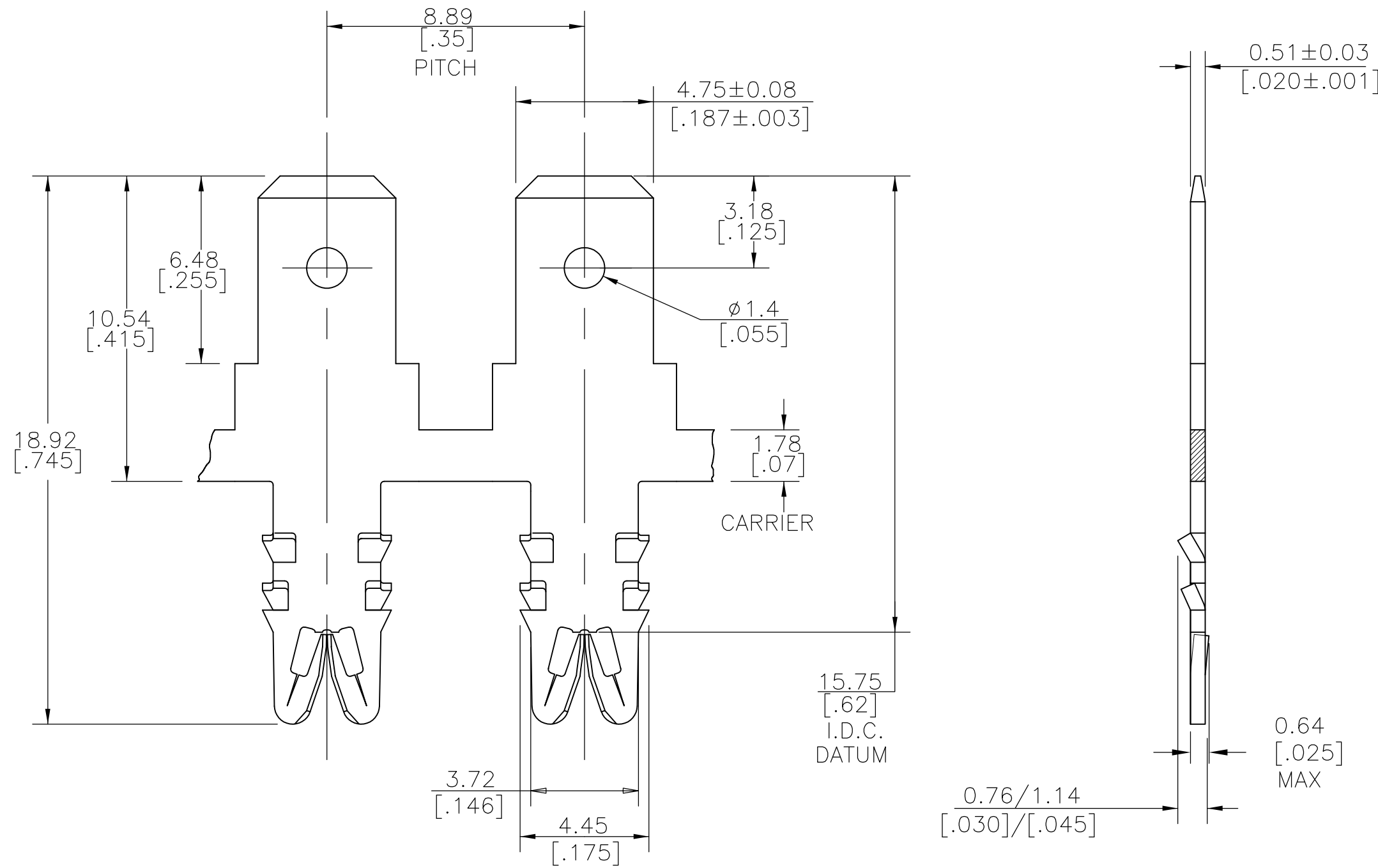


THIS DRAWING IS UNPUBLISHED. RELEASED FOR PUBLICATION
 © COPYRIGHT BY TYCO ELECTRONICS CORPORATION. ALL INTERNATIONAL RIGHTS RESERVED.

LOC	DIST	REVISIONS			
P	LTR	DESCRIPTION	DATE	DWN	APVD
AF	50	B1	REVISED PER ECR-09-021719	08OCT09	HMR GJ

- SPECIFICATIONS:
MAGNET WIRE #18 - #34 AWG,
1.02[.040] - 0.16[.006] DIA COPPER.
OTHER SIZES MAY BE ACCOMMODATED,
CONSULT TYCO ELECTRONICS FOR APPROVAL.
- POCKET RECOMMENDATION: #1601425.
- TERMINAL APPLICATION TO COMPLY WITH TYCO ELECTRONICS SPECIFICATION 114-13166 FIGURE 6.
- TWO (2) TERMINALS SHOWN FOR ILLUSTRATION PURPOSES ONLY.



-	-	-
-	-	-
Pre Tin Plate	031-045-002	4-1601020-2
Pre Tin Plate	131-045-002	2-1601020-2
Unplated	131-045-000	2-1601020-1
OBSOLETE Pre Tin Plate	131-056-002	1601020-2
FINISH		TE PART NUMBER
REFERENCE PART NUMBER		TE PART NUMBER

THIS DRAWING IS A CONTROLLED DOCUMENT.		DWN J.WELLER 11JAN2002	Tyco Electronics Corporation Harrisburg, PA 17105-3608	
DIMENSIONS: mm [INCHES]		CHK M.FEHER 11JAN2002	NAME	
TOLERANCES UNLESS OTHERWISE SPECIFIED:		APVD K.RANDOLPH 11JAN2002	STD WIRE RANGE TO 4.75 X 0.51 MULTI-BARB TAB SIAMEZE TERMINAL	
0 PLC ± -	1 PLC ± -	PRODUCT SPEC	SIZE A2	CAGE CODE 00779
2 PLC ± 0.13[.005]	3 PLC ± -	APPLICATION SPEC	DRAWING NO C=1601020	RESTRICTED TO -
4 PLC ± -	ANGLES ± 2°	FINISH SEE TABLE	SCALE 6:1	SHEET 1 OF 1
MATERIAL BRASS, FULL HARD	WEIGHT -	CUSTOMER DRAWING	REV B1	