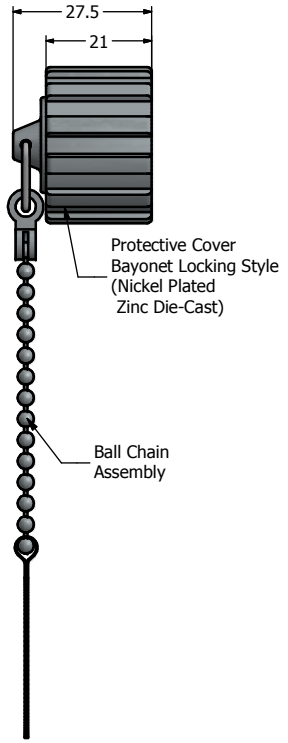


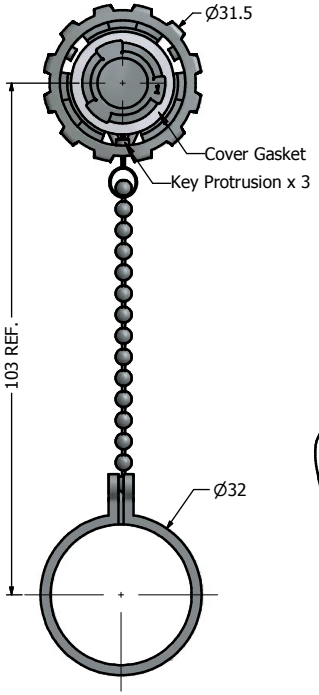


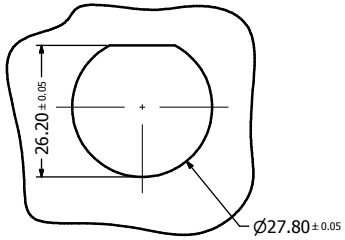


Recommended Single-D
Panel Cutout

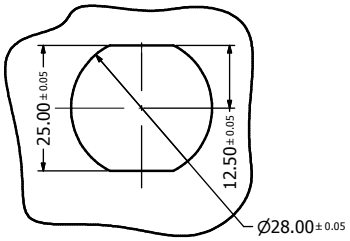


Recommanded Double-D
Panel Cutout

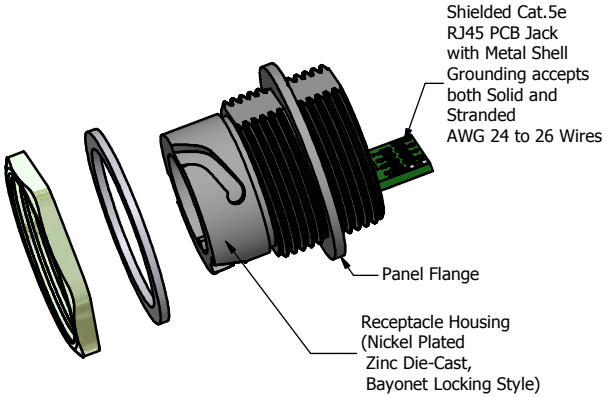


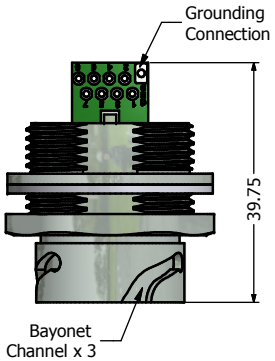


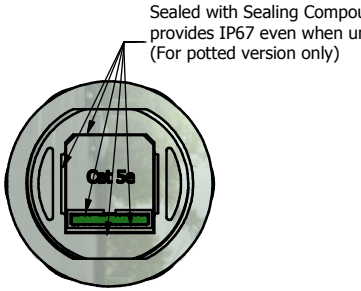


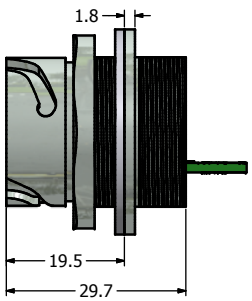


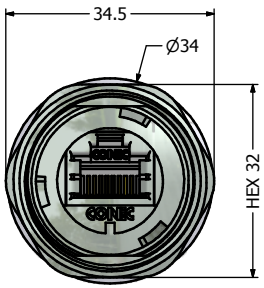


## Notes:

1. Electrical Specifications:
   - Meets EIA/TIA-568-B.2 Cat.5e Specification
   - Contact Resistance: 20mOhm max.
   - Insulation Resistance: 500MOhm min. @ 100 VDC
   - Current Rating: 1.2A max. at 25°C
   - Working Voltage: 100 VDC
   - DWV: 1000 VDC/60s Contact to Contact, 1500 VDC/60s Contact to Metal Shell
   - Operating Temperature: -40°C to +85°C
2. Material and Finish:
   - Receptacle Housing & Protective Cover: Zinc Die-Cast, Nickel Plated
   - Ball Chain Assembly: Copper Alloy and Stainless Steel, Nickel Plated
   - Panel Nut: Brass, Finish: Nickel Plated
   - Panel Gasket: Silicon, Color: White
   - Cover Gasket: Silicon, Color: White
   - Tether: Polycarbonate, Color: Black
   - Cat.5e RJ45 PCB Jack Metal Shell: Copper Alloy, Nickel Plated
   - Cat.5e RJ45 PCB Jack Plastic Housing: Glass filled PBT UL94 V-0, Color: Black
   - Cat.5e RJ45 PCB Jack Contacts: Phosphor Bronze, Finish: 50u" Gold min. over Nickel
3. Connector can be front or rear mounted to a maximum panel thickness of 3.2mm.
4. IP67 rated when covered or fully mated with the appropriate mating connector
5. Recommaned Mounting Panel Nut torque is 20 to 25 lb-inch

Directive 2002/95/EC RoHS Compliant

| Description | Part Number |
|---|---|
| Nickel Plated Zinc Die-Cast Version | 17-110894 |
| Potted Nickel Plated Zinc Die-Cast Version | 17-110904 |

THIS DRAWING MAY NOT BE COPIED OR REPRODUCED IN ANY WAY OR ASSIGNED TO A THIRD PARTY WITHOUT WRITTEN PERMISSION. OWNERSHIP AND COPYRIGHT OF CONEC CORPORATION.

DO NOT ALTER CAD DRAWING BY HAND

Customer:

| Name | Title | Approval Date |
|---|---|---|
| | | |

| Rev. | Changes | Date | Name |
|---|---|---|---|
| a | original | | |

Tolerance
Unless otherwise specified
0 PLC ± 0.50
1 PLC ± 0.38
2 PLC ± 0.25
3 PLC ± 0.10
ANGLES ± 3°

Autodesk Inventor

| | Date | Name |
|---|---|---|
| 2012 | | |
| Draw. | Nov. 19 | Vincent Ke |
| Appd. | Nov. 19 | J. Chaudry |
| Norm | | |
| D-old | | |

CONEC®

Scale: | Dim. in mm

Material: See Notes

Receptacle + Cover Assembly Kit
with Cat. 5e RJ45 PCB Jack Version-II
Nickel Plated Zinc Die-Cast Version

Drawing No.: 17K1A375 | DIN A3

Part No.: SEE PART NUMBER TABLE | Sheet 1/1