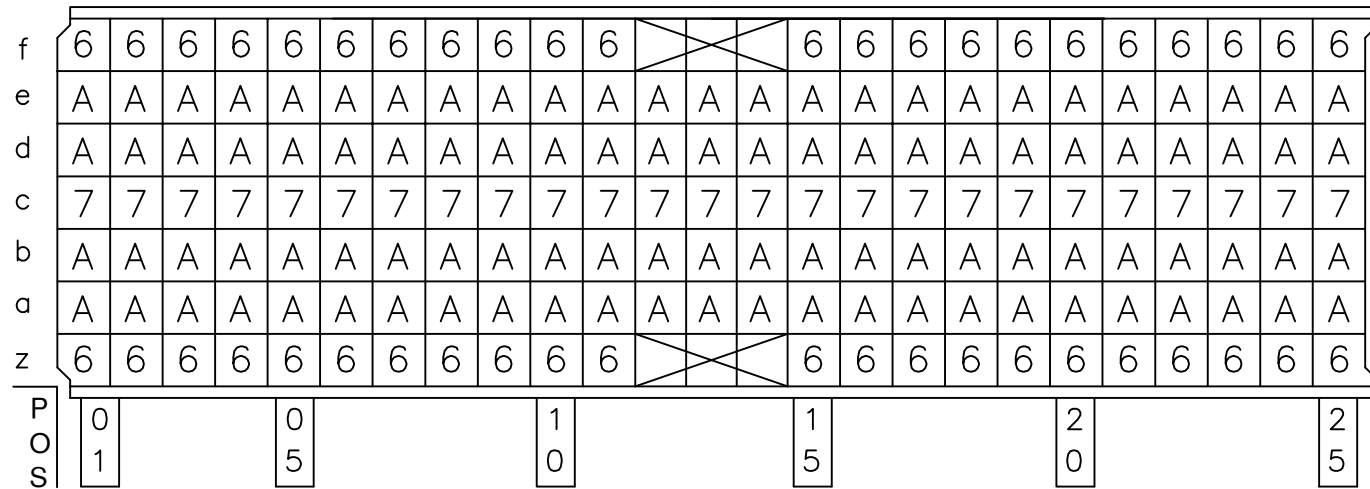
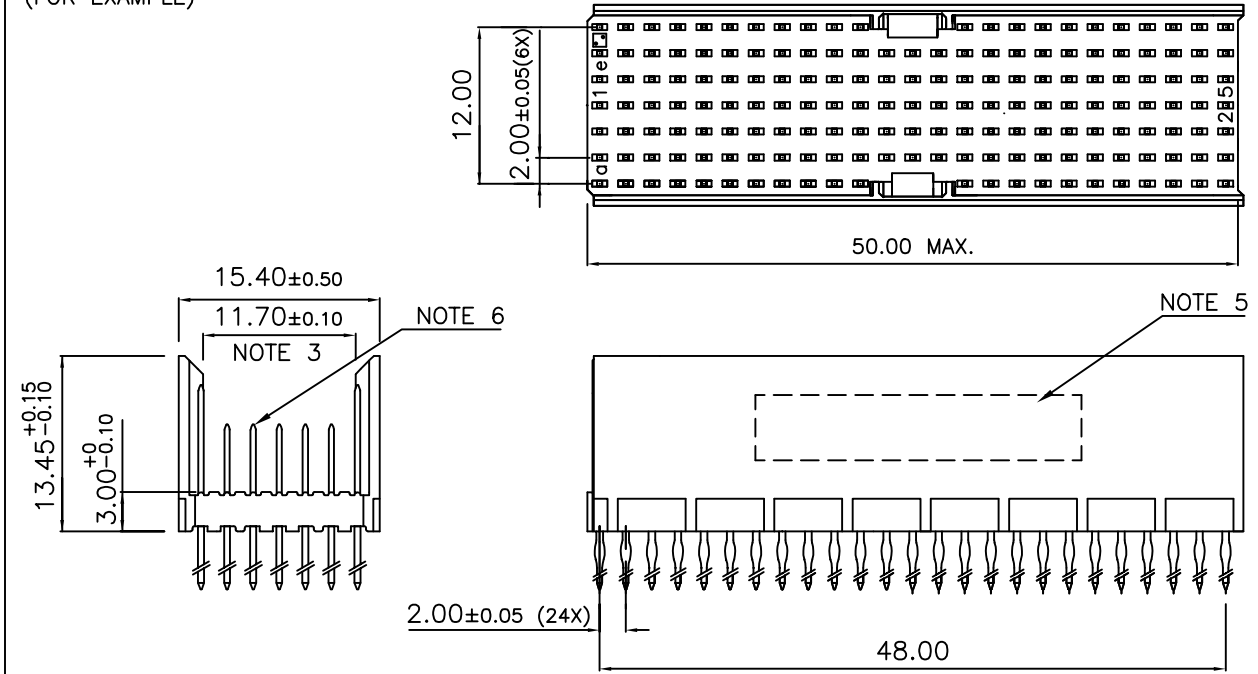


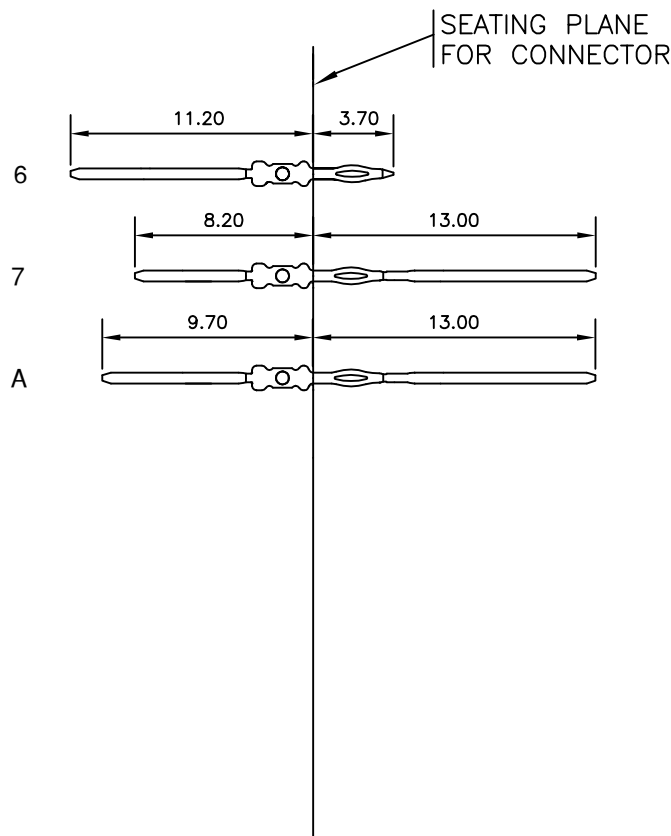
LOADING PATTERN MATING SIDE



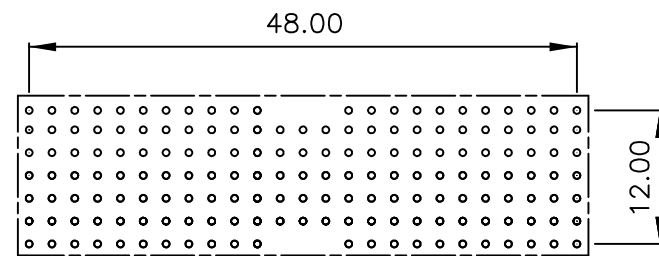
LOADED CONNECTOR ASSEMBLY (FOR EXAMPLE)



CONTACT OVERVIEW



LAY-OUT P.C.B.-HOLE



LEAD FREE INDICATOR : LF = LEAD FREE (DIGIT 15 & 16)

HM2P65PKU1N1

PLATING CODE (DIGIT 13 AND 14) (REF DRW NO. BS,C , 201844 , 003)

NOTES

1. THIS PRODUCT IS CSA APPROVED.
 2. THIS PRODUCT IS UL RECOGNIZED.
 3. MEASURED AT THE BOTTOM.
 4. MATERIAL CONTACT: PHOSPHORBRONZE
HOUSING: CREAM WHITE GLASS FILLED POLYESTER UL-94V0
 5. CONNECTOR PRINTED WITH P/N AND DATE CODE.
 6. FOR ACTUAL CONTACT LOADINGS, SEE LOADING PATTERN MATING SIDE.
 7. SHAPE OF CONNECTOR HOUSING CAN ALTER DEPENDING ON PRODUCTION LOCATION
 8. THE PRODUCT (LF) MEETS EUROPEAN UNION DIRECTIVES AND OTHER COUNTRY REGULATIONS AS DESCRIBED IN GS-22-008
 9. FOR RECOMMENDED PTH DIMENSIONS REFER DRAWING : BS, A , 201572 , 001
- CATALOG NO: HM2P65PKU1N1----

mat'l. code SEE NOTE 4				surface ISO 1302 ✓	tolerance ISO 406 ISO 1101	projection 	product family MILLIPACS	
ltr	ecn no	dr	date	tolerances unless otherwise specified		MM ←→	title MPACS 5+2R STR HDR PF CONN TYPE AB	
A	I03-0060	MINI	2003/10/22	angles	linear			
B	I05-0187	MINI	2005/10/08	0°±1°				
C	I06-0077	MINI	2006/06/24	dr	MINI K VANDANATH	2003/10/22	dwg no sheet 1 of 1 size BS, C ,203028, 091 A3	
				enr	BIJU K PAUL	2003/10/22		
				chr	BIJU K PAUL	2006/06/24		
				appd	BIJU K PAUL	2006/06/24		
sheet index	revision sheet	C	1					type Product Customer Drawing

FCI
FCIconnect.com

Copyright FCI