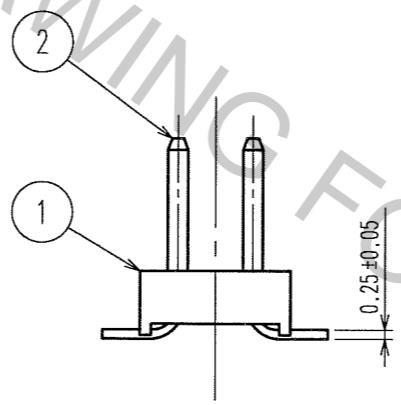
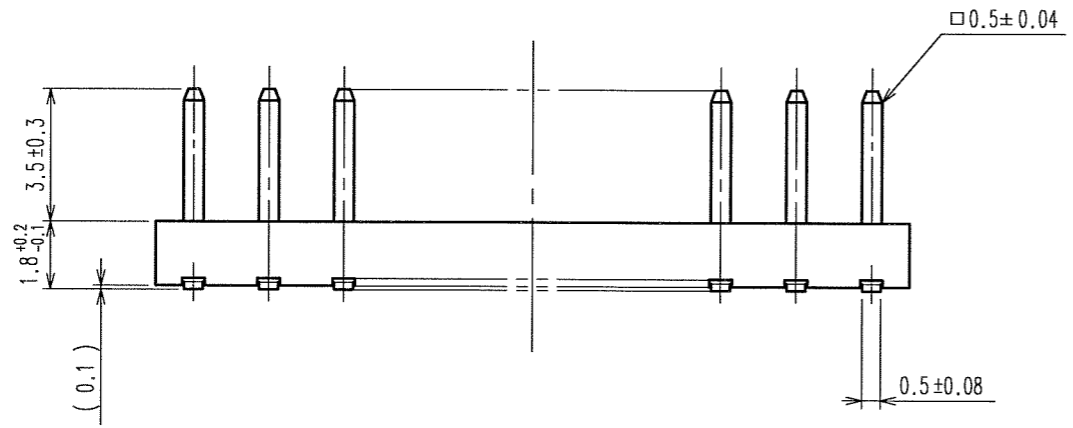
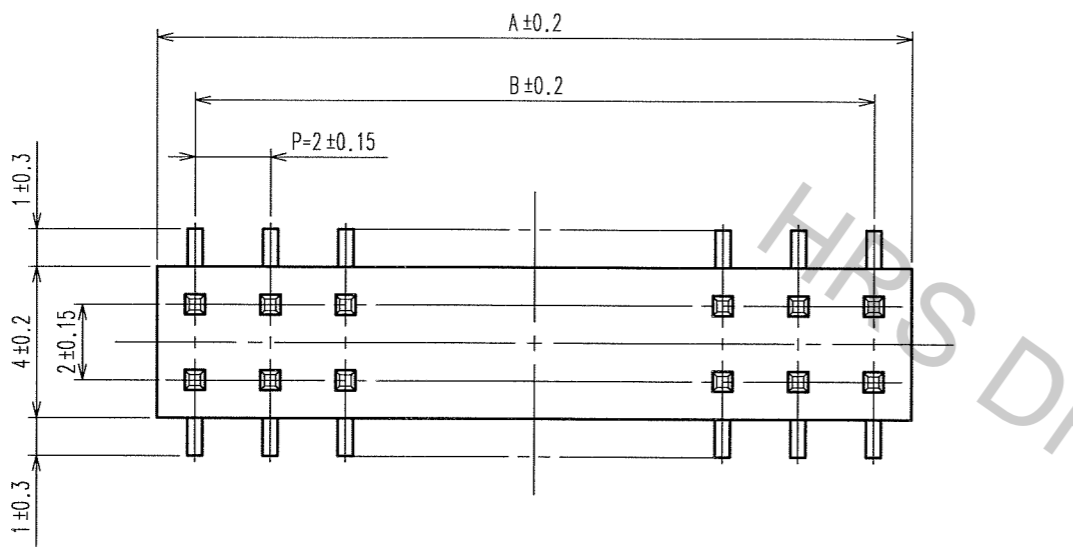
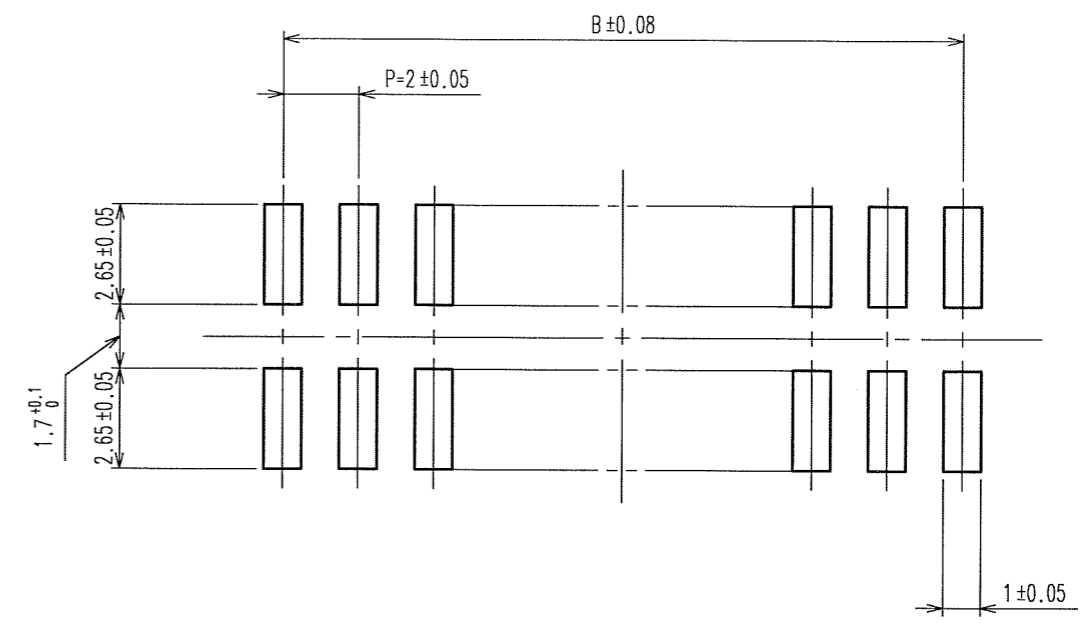


Apr.1.2017 Copyright 2017 HIROSE ELECTRIC CO., LTD. All Rights Reserved.

COUNT	DESCRIPTION OF REVISIONS	BY	CHKD	DATE	COUNT	DESCRIPTION OF REVISIONS	BY	CHKD	DATE

RECOMMENDED PC BOARD LAYOUT



PART No.	CODE No.	3	A	B
A3- 4PA-2SV(71)	CL621-1000-6-71	4	4	2
A3- 6PA-2SV(71)	CL621-1001-9-71	6	6	4
A3- 8PA-2SV(71)	CL621-1002-1-71	8	8	6
A3-10PA-2SV(71)	CL621-1003-4-71	10	10	8
A3-12PA-2SV(71)	CL621-1004-7-71	12	12	10
A3-14PA-2SV(71)	CL621-1005-0-71	14	14	12
A3-16PA-2SV(71)	CL621-1006-2-71	16	16	14
A3-20PA-2SV(71)	CL621-1008-8-71	20	20	18
A3-24PA-2SV(71)	CL621-1010-0-71	24	24	22
A3-28PA-2SV(71)	CL621-1012-5-71	28	28	26
A3-32PA-2SV(71)	CL621-1014-0-71	32	32	30
A3-44PA-2SV(71)	CL621-1015-3-71	44	44	42
A3-50PA-2SV(71)	CL621-1016-6-71	50	50	48

NOTE 1 LEAD CO-PLANARITY SHALL BE 0.15 MAX.
 2 THE DIMENSIONS IN PARENTHESES ARE FOR REFERENCE.
 3 NUMBER OF CONTACT.

1	POLYPHENYLENE SULFIDE	LIGHT BROWN / UL94 V-0	2	BRASS	CONTACT AREA:GOLD 0.2μ m min. MOUNTING AREA:GOLD FLASH UNDER PLATING:NICKEL 2μ m min.
NO.	MATERIAL	FINISH, REMARKS	NO.	MATERIAL	FINISH, REMARKS
CODE NO. (OLD)		DRAWN	DESIGNED	CHECKED	APPROVED
		A.SUZUKAWA	J. Nada	X. Ogawa	H. Okawa
		'05.07.19	'05.07.23	'05.07.23	'05.07.23
DRAWING NO.		PART NO.			
EDC3-082599-21		A3-*PA-2SV(71)			
SCALE		CODE NO.			
FREE		CL621			
UNITS					
mm					

TO
PCK