


# 3M™ CP2 Press-Fit Socket

2 mm Type B, 95, 110, and 125 Signal Contacts, Right Angle

CP2 Series



- 25 mm basic system unit
- 50 mm module
- Designed according to IEC 61076-4-101 and IEC 60352-5 Standards
- 2 mm grid spacing allows for high signal density at low cost
- “Eye of the Needle” compliant pin press-fit design helps reduce manufacturing time and cost
- Additional grounding row available for improved ground bounce and EMI immunity
- Mates with 5 row 3M™ HM, and CP2 Headers
- End-to-end stackable with 5 row 3M™ HSHM, UHM, HM, and CP2 Sockets
- See the Regulatory Information Appendix (RIA) in the “RoHS compliance” section of [www.3Mconnectors.com](http://www.3Mconnectors.com) for compliance information (RIA E1 & C1 apply)

Date Modified: July 16, 2015

TS-2268-B  
Sheet 1 of 2

## Physical

### Insulation:

Material: High Temperature Thermoplastic (LCP)  
Flammability: UL94V-0

### Contact:

Material: Copper Alloy  
Plating: See Ordering Information

## Mechanical

Mating Force:  $\leq 0.75\text{N/PIN}$   
Withdrawal Force:  $\geq 0.15\text{N/PIN}$   
Mating and Un-mating Operations: 200 for KR plating  
Application: This module is not suitable for stand-alone use. (Refer to IEC-61076-4-101)

## Electrical

Current Rating: 1.0 Amperes at 70°C with all contacts powered  
Contact Resistance:  $\leq 20\text{ m}\Omega$   
Insulation Resistance:  $\geq 10,000\text{ M}\Omega$   
Test Voltage: 750 VAC<sub>RMS</sub>

## Environmental

Temperature Rating: -55°C to +125°C

## PCB Data

Recommended PCB Plated Through Hole:  $\Theta 0.6\pm 0.05\text{ mm}$   
Drill hole diameter:  $\Theta 0.7\pm 0.02\text{ mm}$   
Hole platings Cu 25~50  $\mu\text{m}$ , Sn < 10  $\mu\text{m}$   
PCB thickness: 1.4 - 4.2 mm  
Press-In Force:  $\leq 204\text{ N/pin}$  on nominal hole diameter  
Retention Force:  $\geq 13.5\text{ N/pin}$  on nominal hole diameter

**3M**

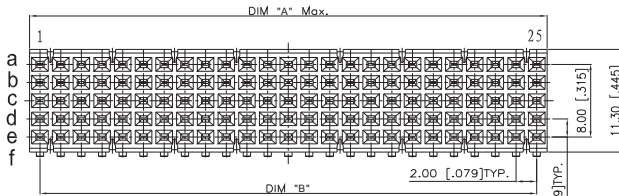
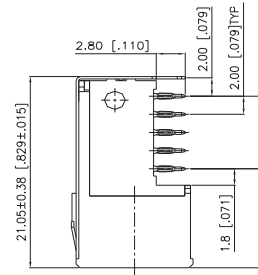
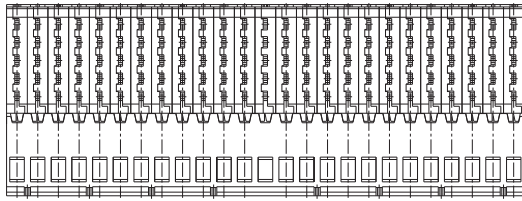
Electronics Materials Solutions Division  
Interconnect Solutions  
<http://www.3Mconnectors.com>

For technical, sales or ordering information call  
**800-225-5373**

# 3M™ CP2 Press-Fit Socket

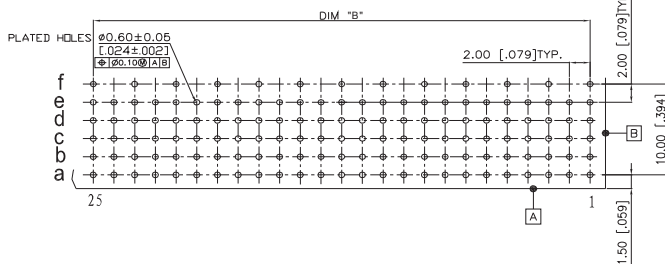
2 mm Type B, 95, 110, and 125 Signal Contacts, Right Angle

CP2 Series



Tolerance Unless Noted		
mm	±0	±.00
mm	±1	±0.13

[ ] Dimensions for Reference only



Recommended PCB Layout

Signal Contact Quantity	Dimension A	Dimension B
95	38.00	36.00
110	44.00	42.00
125	50.00	48.00

## Ordering Information

### CP2-SBXXX-X1-XXXX

Number of Signal Contacts: \_\_\_\_\_  
095, 110 and 125

Shield Options: \_\_\_\_\_  
G= Upper Shield  
Blank= No Shield

Plating Options

FJ= 10~20 μm Gold Contact Area  
100~200 μm Matte Tin  
50~80 μm Nickel Underplate  
(RIA E1 & C1 apply)  
KR= 30~40 μm Gold Contact Area  
100~200 μm Matte Tin  
50~80 μm Nickel Underplate  
(RIA E1 & C1 apply)

• This diagram serves only for Part Number descriptive definitions.

PLEASE CONTACT YOUR LOCAL SALES REPRESENTATIVE FOR CUSTOMER SPECIFIC PRODUCT CONFIGURATIONS.

TS-2268-B  
Sheet 2 of 2



Electronics Materials Solutions Division  
Interconnect Solutions  
<http://www.3Mconnectors.com>

For technical, sales or ordering information call  
**800-225-5373**

**3M is a trademark of 3M Company.**

Unless otherwise noted, references to industry specifications are intended to indicate substantial compliance to the material elements of the specification. Such references should not be construed as a guarantee of compliance to all requirements in a given specification.

**Important Notice**

All statements, technical information, and recommendations related to 3M's products are based on information believed to be reliable, but the accuracy or completeness is not guaranteed. Before using this product, you must evaluate it and determine if it is suitable for your intended application. You assume all risks and liability associated with such use. Any statements related to the product which are not contained in 3M's current publications, or any contrary statements contained on your purchase order shall have no force or effect unless expressly agreed upon, in writing, by an authorized officer of 3M.

**Warranty; Limited Remedy; Limited Liability**

This product will be free from defects in material and manufacture for a period of one (1) year from the time of purchase. **3M MAKES NO OTHER WARRANTIES INCLUDING, BUT NOT LIMITED TO, ANY IMPLIED WARRANTY OF MERCHANTABILITY OR FITNESS FOR A PARTICULAR PURPOSE.** If this product is defective within the warranty period stated above, your exclusive remedy shall be, at 3M's option, to replace or repair the 3M product or refund the purchase price of the 3M product. **Except where prohibited by law, 3M will not be liable for any direct, indirect, special, incidental or consequential loss or damage arising from this 3M product, regardless of the legal theory asserted.**



**Electronics Materials Solutions Division**  
6801 River Place Blvd.  
Austin, TX 78726-9000  
U.S.A.  
1-800-225-5373  
www.3Mconnectors.com

Please recycle. Printed in USA.  
© 3M 2015. All rights reserved.  
RIA-2217A-E