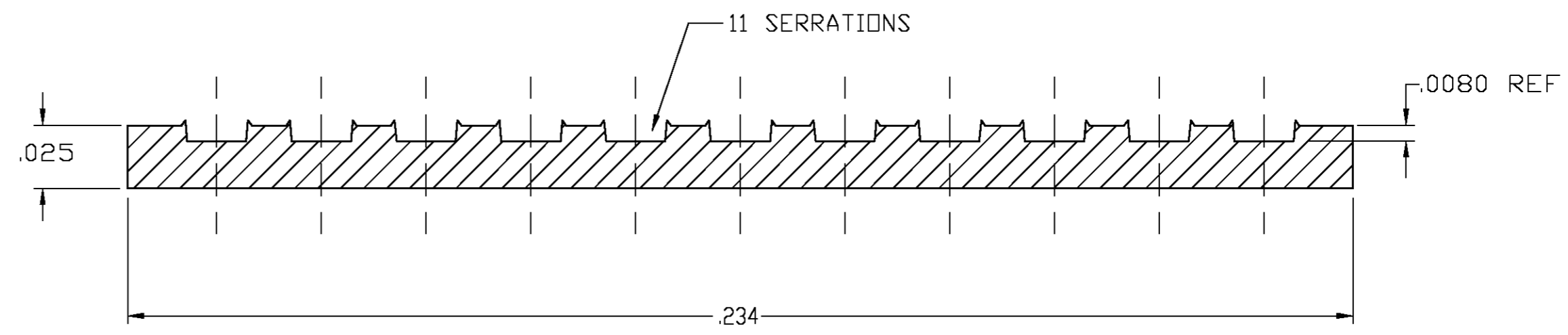
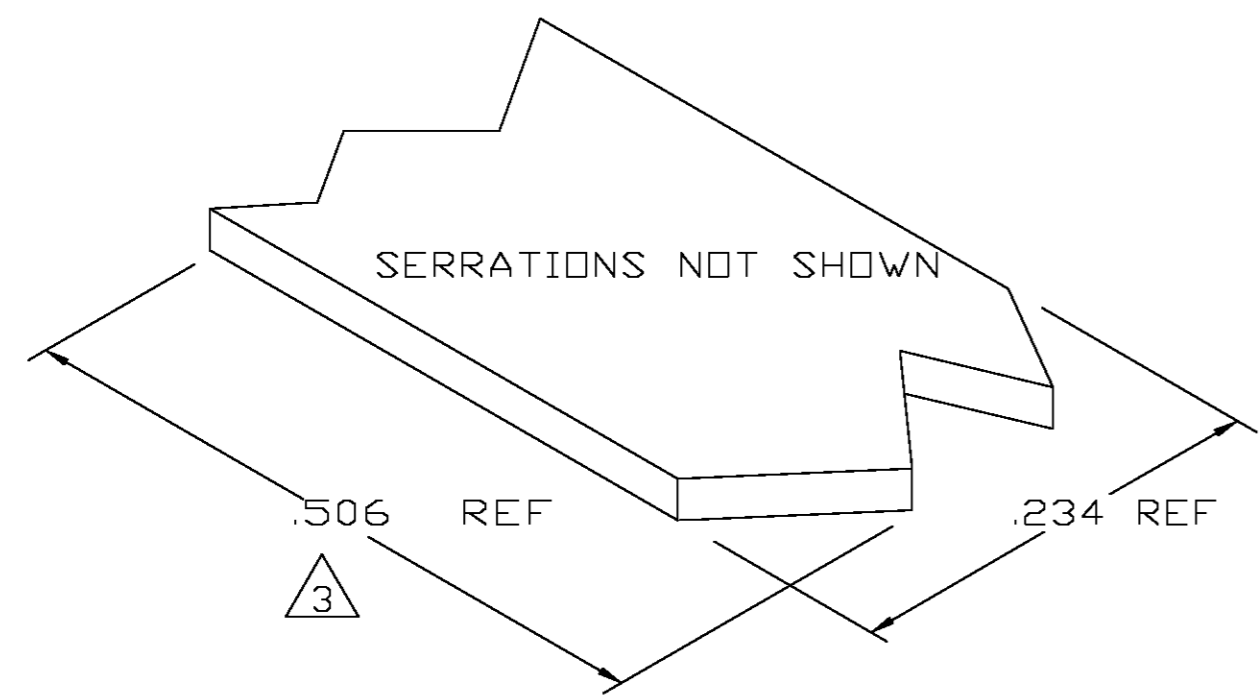


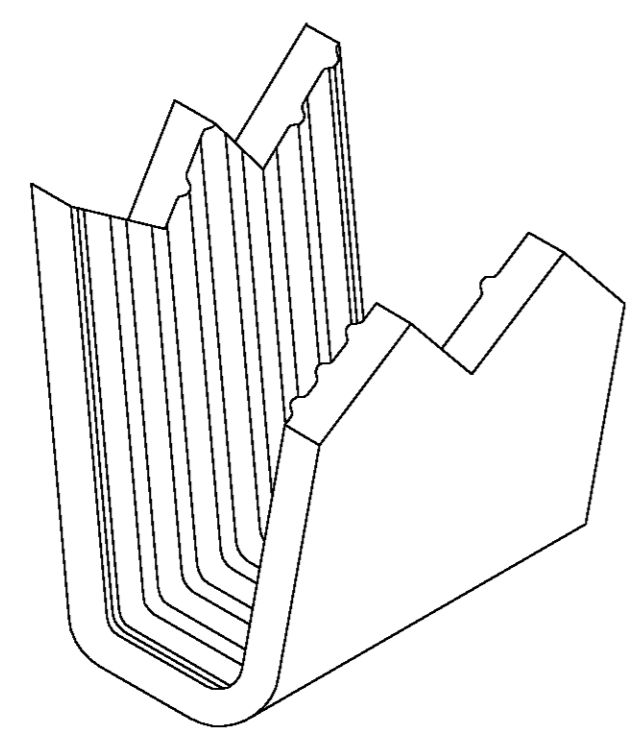
THIS DRAWING IS UNPUBLISHED. RELEASED FOR PUBLICATION
 © COPYRIGHT BY TYCO ELECTRONICS CORPORATION. ALL RIGHTS RESERVED.

| LOC | DIST | REVISIONS | | | | | |
|-----|------|-----------|-----|---------------------------|---------|-----|------|
| | | P | LTR | DESCRIPTION | DATE | DWN | APVD |
| AF | 50 | 0 | | TRANSFERED TO TYCO FORMAT | 26MAR03 | MF | EH |

- 1 CRIMPBAND MATERIAL PROVIDED IN CONTINUOUS STRIP.
- 2 REFERENCE DESCRIPTIVE PART NUMBER P125/16510R25B.
- 3 BLANK LENGTH DETERMINED BY 125/165 TOOLSET.



TYP. CROSS SECTION



PARTIAL FORMED VIEW (REF)
FORMED BY APPLICATION TOOLING

1601842-1
PART NUMBER

| | | | | |
|--|--|--------------------------------------|---|--|
| THIS DRAWING IS A CONTROLLED DOCUMENT. | | DWN MICHAEL S. FEHER 26MAR2003 | Tyco Electronics Corporation Harrisburg, PA 17105-3608 | |
| DIMENSIONS: INCHES | | CHK EDWARD HOWARD 26MAR2003 | | |
| | | APVD EDWARD HOWARD 26MAR2003 | NAME - | |
| TOLERANCES UNLESS OTHERWISE SPECIFIED: | | PRODUCT SPEC | CRIMPBAND, MTM | |
| 0 PLC ± - | | APPLICATION SPEC | - | |
| 1 PLC ± - | | WEIGHT | - | |
| 2 PLC ± - | | SIZE | A2 | |
| 3 PLC ± .005 | | CAGE CODE | 00779 | |
| 4 PLC ± - | | DRAWING NO | C=1601842 | |
| ANGLES ± - | | RESTRICTED TO | - | |
| FINISH | | SCALE | 1:1 | |
| MATERIAL UNS C26000 BRASS | | SHEET | 1 OF 1 | |
| NONE | | REV | 0 | |
| CUSTOMER DRAWING | | | | |