

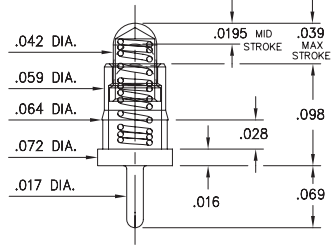
SPRING-LOADED PINS

DISCRETE SPRING-LOADED CONTACTS • THROUGH-HOLE MOUNT

0906-0

0906-0-15-20-76-14-11-0

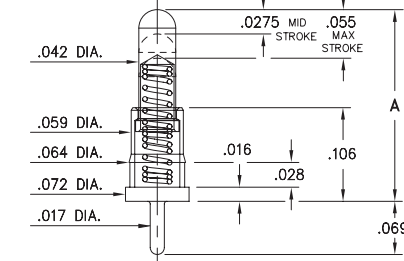
Short stroke, Solder mount in .020 min. mounting hole. Also available with insulated sleeve, see page 19.5



0906-1 ⇨ 4,8

0906-X-15-20-7X-14-11-0

Standard stroke, Solder mount in .020 min. mounting hole. Also available with insulated sleeve, see page 19.5



Basic Part Number	Length A
-------------------	----------

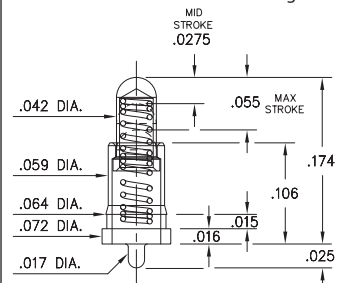
0906-1	.177
0906-2	.197
0906-3	.217
0906-4	.236
*0906-8	.155

*0906-8 has a .0195 Mid. Stroke & .039 Max. Stroke

0930

0930-0-15-20-75-14-11-0

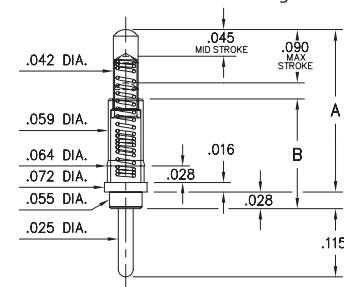
Standard stroke, Solder mount in .020 min. mounting hole



0914

0914-X-15-20-77-14-11-0

Long stroke, Solder mount in .029 min. mounting hole

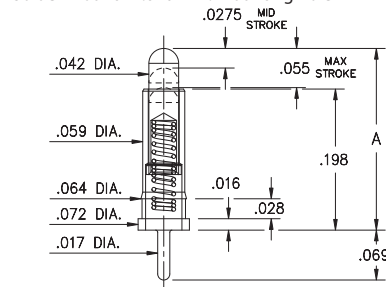


Basic Part Number	Length A	Length B
0914-0	.274	.185
0914-1	.304	.242
0914-2	.334	.272
0914-3	.364	.302

0908-0 ⇨ 9

0908-X-15-20-75-14-11-0

Standard stroke, Solder mount in .020 min. mounting hole



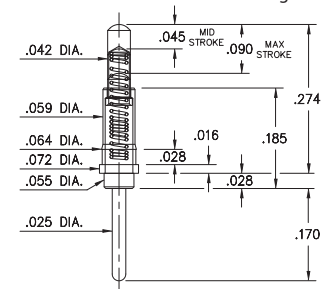
Basic Part Number	Length A
-------------------	----------

0908-0	.255
0908-1	.275
0908-2	.295
0908-3	.315
0908-4	.335
0908-5	.350
0908-6	.370
0908-7	.390
0908-8	.410
0908-9	.430

0932

0932-0-15-20-77-14-11-0

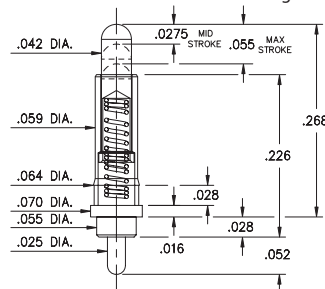
Long stroke, Solder mount in .029 min. mounting hole



0901

0901-0-15-20-75-14-11-0

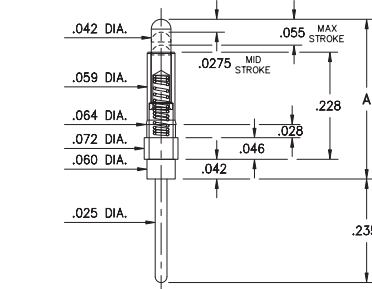
"Legacy P/N 0901-0-00-00-00-11-0" Solder mount in .029 min. mounting hole



0929

0929-X-15-20-75-14-11-0

Standard stroke, Solder mount in .029 min. mounting hole



Basic Part Number	Length A
-------------------	----------

0929-0	.340
0929-7	.480

Material Specifications:

Sleeve & Plunger Material: Copper Alloy
Spring Material: Beryllium Copper
Sleeve & Plunger Finish: 20 μ" Gold over Nickel
Spring Finish: 10 μ" Gold over Nickel
Dimensions: Inches
Tolerances On: Lengths: ± .006
 Diameters: ± .002
 Angles: ± 2°



Mechanical & Electrical Specifications:

Durability: 1,000,000 cycles
Current Rating: 2A continuous, 3A peak
Contact Resistance: 20 mΩ max.
Environmental Specifications:
Operating temperature range: -55/+125°C

75, 76, 77 Springs are not interchangeable

Order Code: 09XX - X - 15 - 20 - 7X - 14 - 11 - 0

Spring Number

Spring Number	Mid. Stroke	Max. Stroke	Force @ Mid. Stroke	Initial Force (Pre-Load)
75	.0275	.055	60 g	25 g
76	.0195	.039	60 g	25 g
77	.045	.090	60 g	25 g

