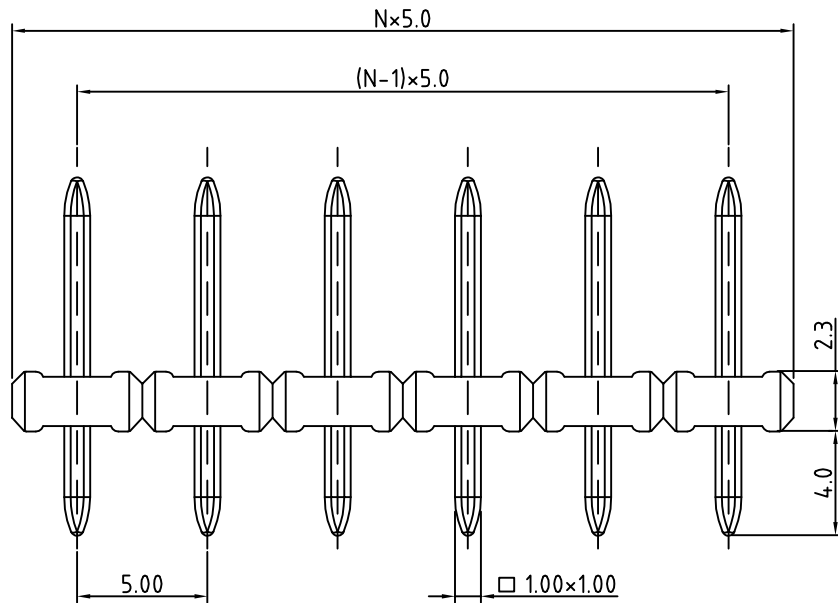
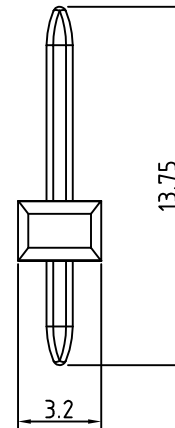


SIGN	DATE	DESCRIPTION	APPROVER
△	2008.11.01	Amps changed from 10A to 15A	
△	2008.11.01	CUL Safety approval added	
<i>THIS IS CAD DRAWING, DO NOT REVISE MANUALLY!!!</i>			



N = Number of poles



Material:

- Insulating body Thermoplastic (UL94V-0)
- Solid PIN Tin plated

Electrical:

- Voltage rating: 300V
- △ ● Current rating: 15A
- Withstanding Voltage: 1.6KV
- Operating temperature: -30°C to +105°C
- Soldering temperature: 250°C ± 10°C / 5 Sec
- △ ● Safety approval: us

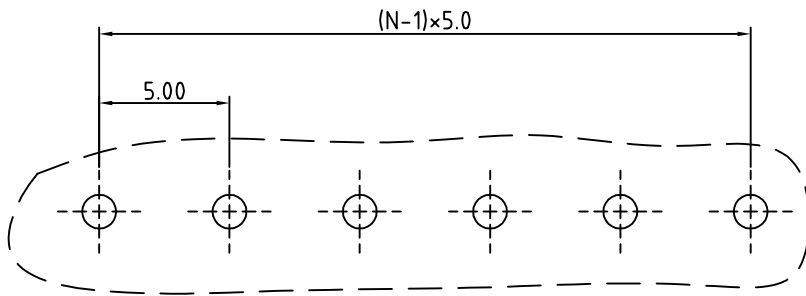
RoHS Compliant

PART NUMBER:

OSTEPXX0000

No. of Poles
02: 2 Poles
:
24: 24 Poles

COLOR
0: Black



P.C.B. LAYOUT

THESE DRAWINGS AND SPECIFICATIONS ARE THE PROPERTY OF ON-SHORE TECHNOLOGY, INC. AND SHALL NOT BE REPRODUCED, COPIED OR USED IN ANY MANNER WITHOUT THE PRIOR WRITTEN CONSENT OF ON-SHORE TECHNOLOGY, INC.



TITLE		OSTEP 5.0 Series (L=13.75mm , PIN 1.0x1.0mm)				
PART NO.	OSTEPXX0000			DWG NO.	OSTEPXX0000.DWG	
APPROVED	CHECKED	DESIGNED	DRAWN	CUST NO.		
Shi Jun 2006.11.01	Marvin 2006.11.01	Aaron 2006.11.01	Aaron 2006.11.01		UNIT: mm	Tolerance
					SCALE: NONE	X. ±0.50
				SHEET: 01/01	REV.: B	X.XX ±0.30
						X° ±1°