




Technical Data Sheet for RC12-6

Single-Stage Thermoelectric Module



NOMINAL PERFORMANCE IN NITROGEN

Hot Side Temperature (°C)	27	50
ΔT_{max} (°C):	66	74
Q _{max} (watts):	54	60
I _{max} (amps):	5.6	5.6
V _{max} (vdc):	14.7	16.4
AC Resistance (ohms):	2.2	---
Device ZT	0.76	---

PRODUCT FEATURES

- RoHS EU Compliant
- REACH EU Compliant
- Rated operating temperature of 130°C.
- Ceramic Material: Aluminum Oxide
- Porched configuration for enhanced leadwire strength.
- Superior nickel diffusion barriers on elements.
- High strength for rugged environment.
- Lapped option available for multiple module applications.

ORDERING OPTIONS

Model Number	Description
RC12-6-01	102mm Leadwires
RC12-6-01L	102mm Leadwires, Lapped
RC12-6-01S	102mm Leadwires, Sealed
RC12-6-01LS	102mm Leadwires, Lapped, Sealed
RC12-6-06LS	368mm Leadwires, Lapped, Sealed
RC12-6-09S	305mm Leadwires, Sealed
RC12-6-11LS	150mm Leadwires, Lapped, Sealed

OPERATION CAUTIONS

For maximum reliability, storage and operation below 130°C in a non-condensing environment is recommended. To minimize thermal stress when operating in cooling mode, use linear/proportional temperature control or a similar method rather than an ON/OFF method.

INSTALLATION

Recommended mounting methods: Clamp under uniform pressure with thermal grease or suitable flexible thermal interface. For additional information, please refer to our TEM Installation Guide.

II-VI Marlow – Dallas, TX USA
214-340-4900
877-627-5691
marlow.sales@ii-vi.com

Marlow Industries Europe
GmbH - Germany
+49 (0) 6150 5439 - 403
info@marlow-europe.eu

II-VI Japan Inc.
81 43 297 2693 (tel)
center@ii-vi.co.jp
www.ii-vi.co.jp

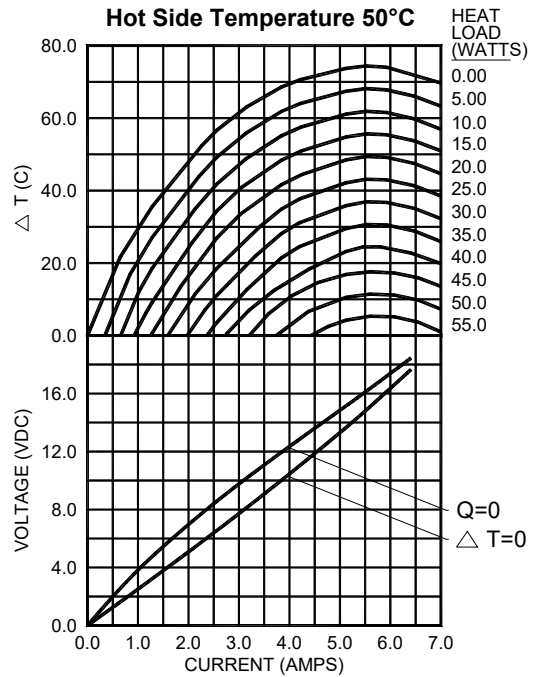
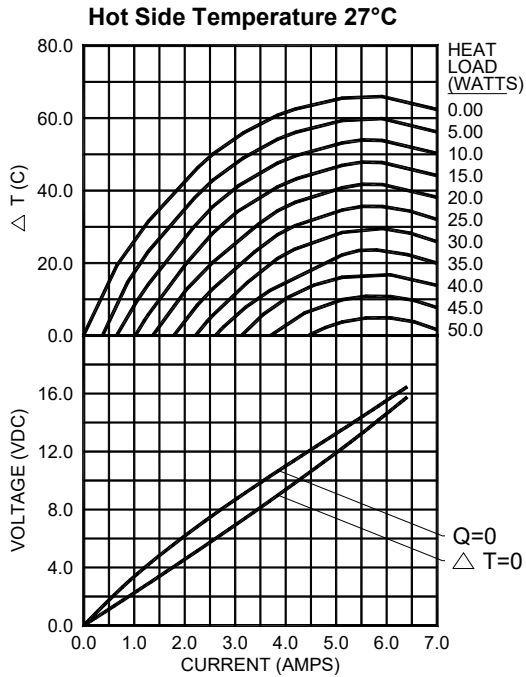
II-VI Singapore Pte., Ltd.
(65) 6481 8215 (tel)
info@ii-vi.com.sg

Marlow Industries China, II-VI
Technologies Beijing
86-10-643 98226
info@iivbj.com



THERMOELECTRIC COOLING PERFORMANCE CURVES

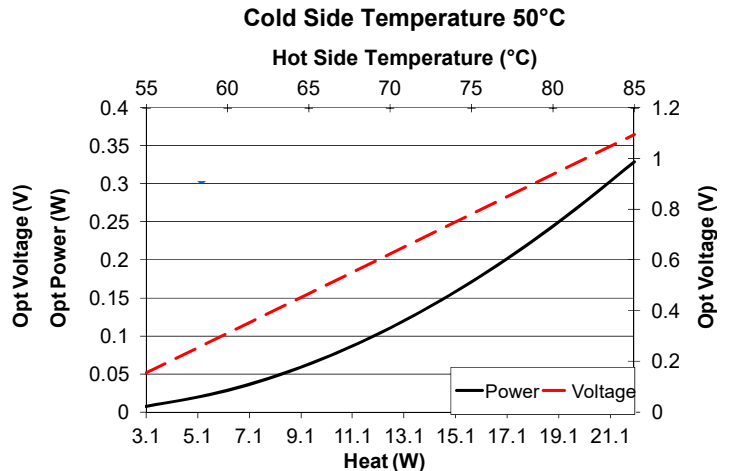
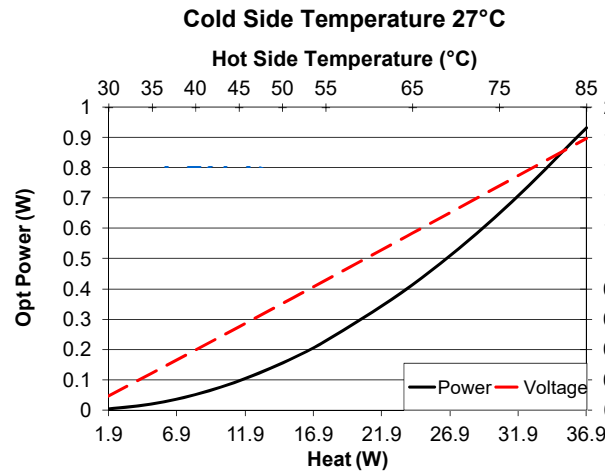
ENVIRONMENT: ONE ATMOSPHERE DRY NITROGEN



For performance information in a vacuum or with hot side temperatures other than 27°C or 50°C, contact one of our Applications Engineers at 877-627-5691.

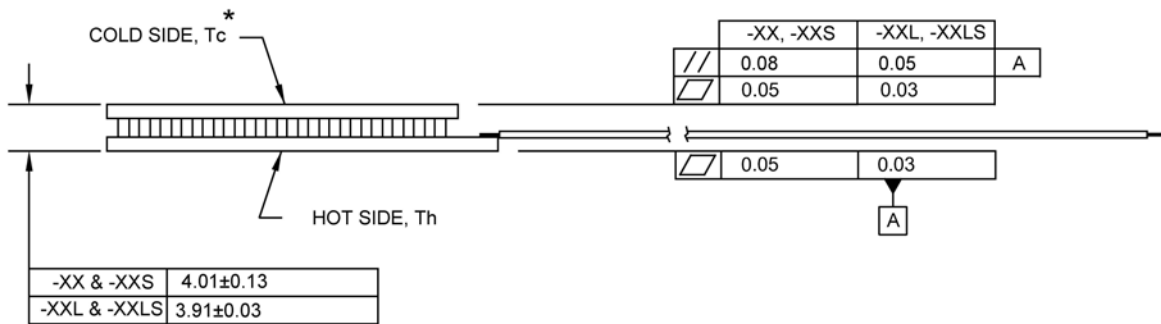
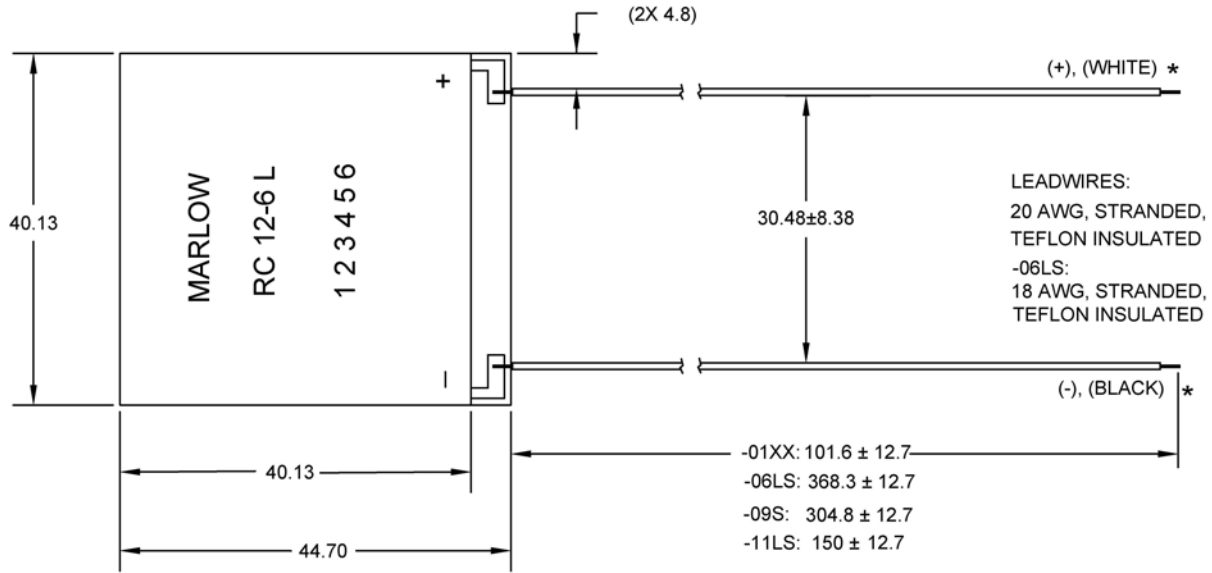
POWER GENERATION PERFORMANCE CURVES

ENVIRONMENT: ONE ATMOSPHERE DRY NITROGEN



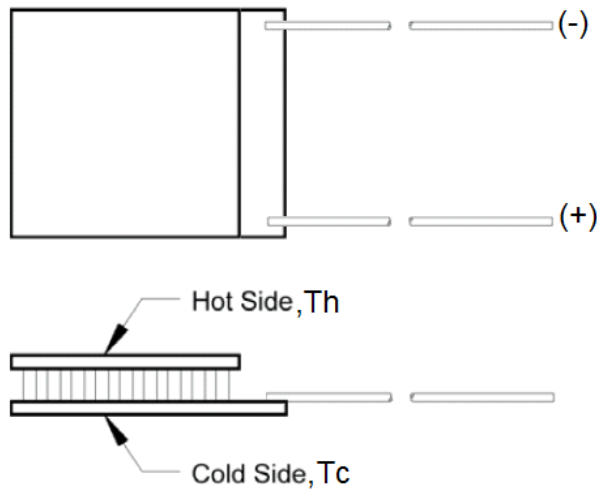
Hot Side Temperature (°C)	85	55	35
Cold Side Temperature (°C)	27	27	27
Optimum Efficiency, η (%)	2.52	1.27	0.37
Optimum Power (W)	0.931	0.227	0.019
Optimum Voltage (V)	1.795	0.856	0.242
Load Resistance for Opt η (Ω)	3.46	3.23	3.07
Open Circuit Voltage, VOC (V)	3.15	1.50	0.43
Short Circuit Current (A)	1.20	0.62	0.18
Thermal Resistance (°C/W)	1.57	1.57	1.57

For performance information with hot side temperatures other than 27°C or 50°C, contact one of our Applications Engineers at 877-627-5691.



All units are in millimeters unless otherwise stated.

***NOTE: Cold side, hot side, positive lead, and negative lead are valid only for thermoelectric cooling. For power generation, refer to figure below:**



For customer support or general questions please contact a local office or visit our website at www.marlow.com.
Marlow reserves the right to make product changes without notice.