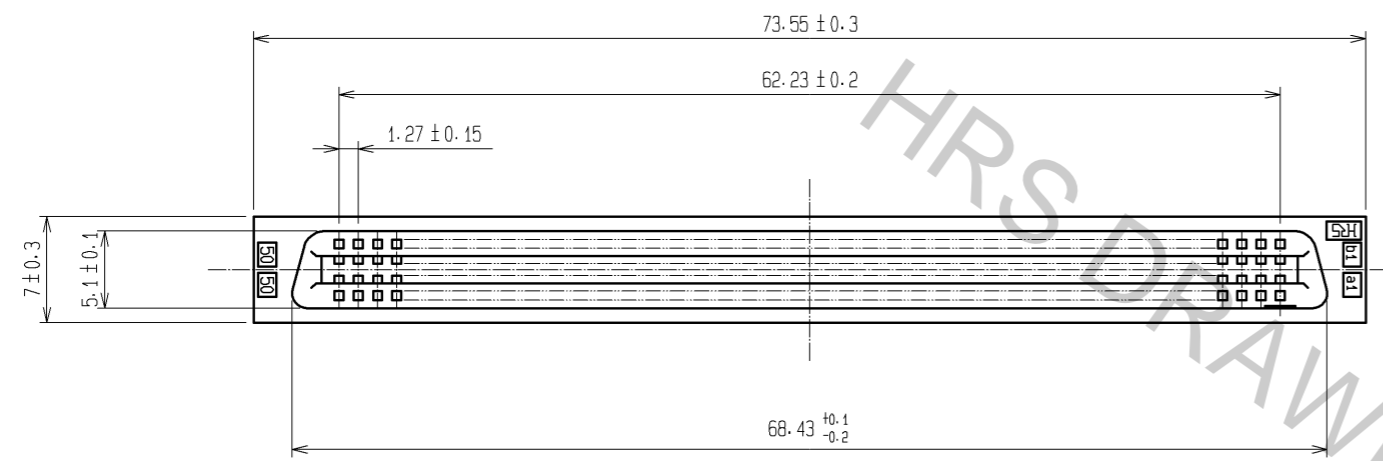
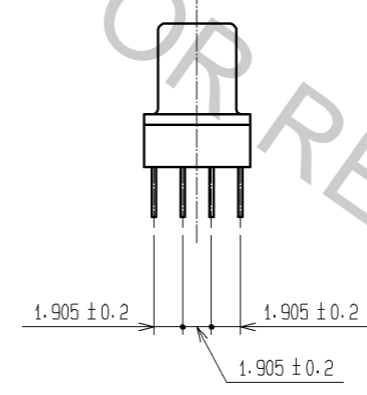
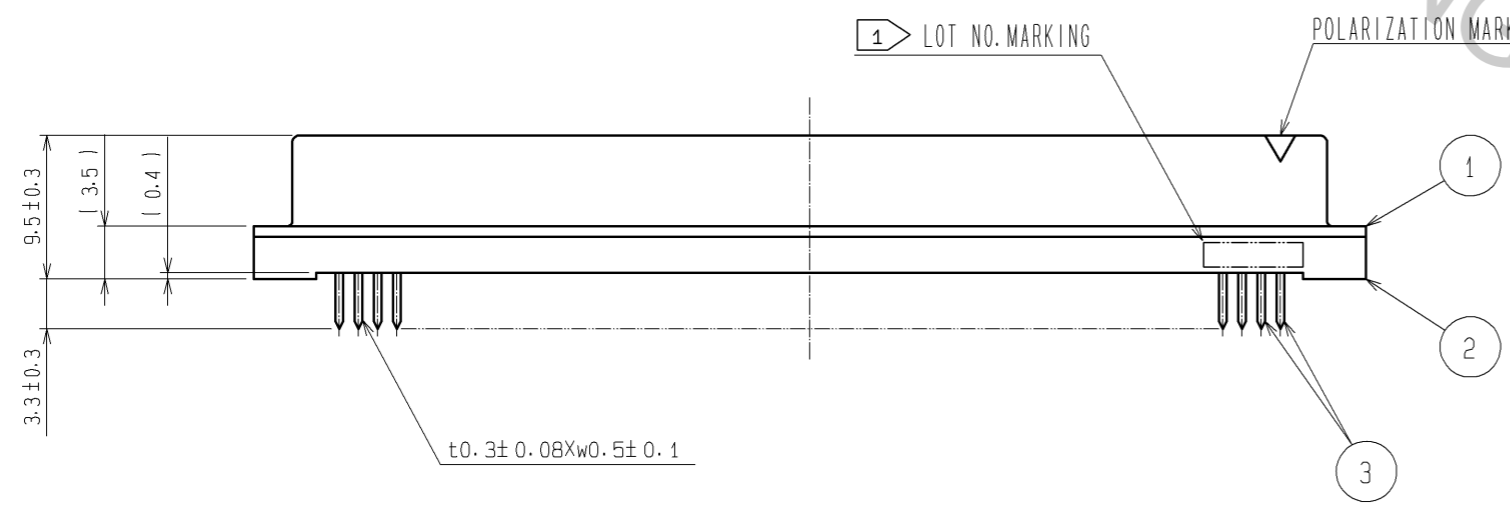
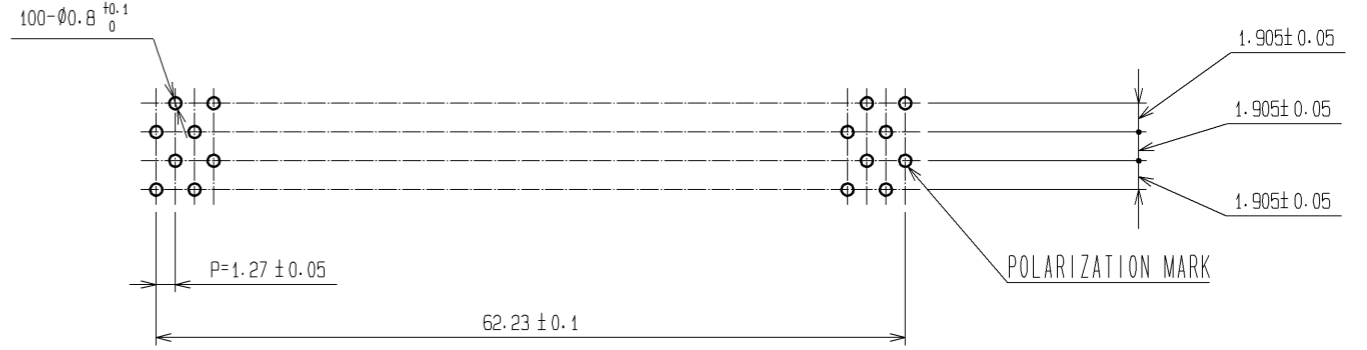


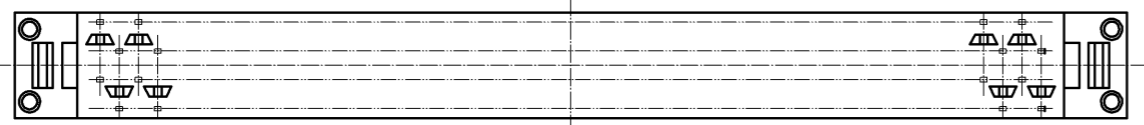
Apr.1.2017 Copyright 2017 HIROSE ELECTRIC CO., LTD. All Rights Reserved.



RECOMMENDED PC BOARD HOLE PATTERN (MOUNTING SIDE)
(FREE)



- NOTES 1 LOT NO. MARKING SIDE SHALL BE OPTIONAL.
2. THE DIMENSIONS IN PARENTHESES ARE FOR REFERENCE.



1, 2	POLYAMIDE	BLACK, UL94V-0	3	PHOSPHOR BRONZE	CONTACT AREA : GOLD 0.2 μm min. DIP AREA : TIN-PLATING 2 μm min. UNDER PLATING : NICKEL 2 μm min.			
NO.	MATERIAL	FINISH, REMARKS	NO.	MATERIAL	FINISH, REMARKS			
UNITS	mm	SCALE	2 : 1	COUNT	DESCRIPTION OF REVISIONS	DESIGNED	CHECKED	DATE
HRS HIROSE ELECTRIC CO., LTD.		APPROVED : HS. OKAWA	07.08.08	DRAWING NO.	EDC3-083186-21			
		CHECED : HS. OZAWA	07.08.07	PART NO.	FX2C-100S-1.27DSA(71)			
		DESIGNED : KY. NAKAMURA	07.08.07	CODE NO.	CL572-2408-6-71			
		DRAWN : TP. MATSUMOTO	07.08.06					