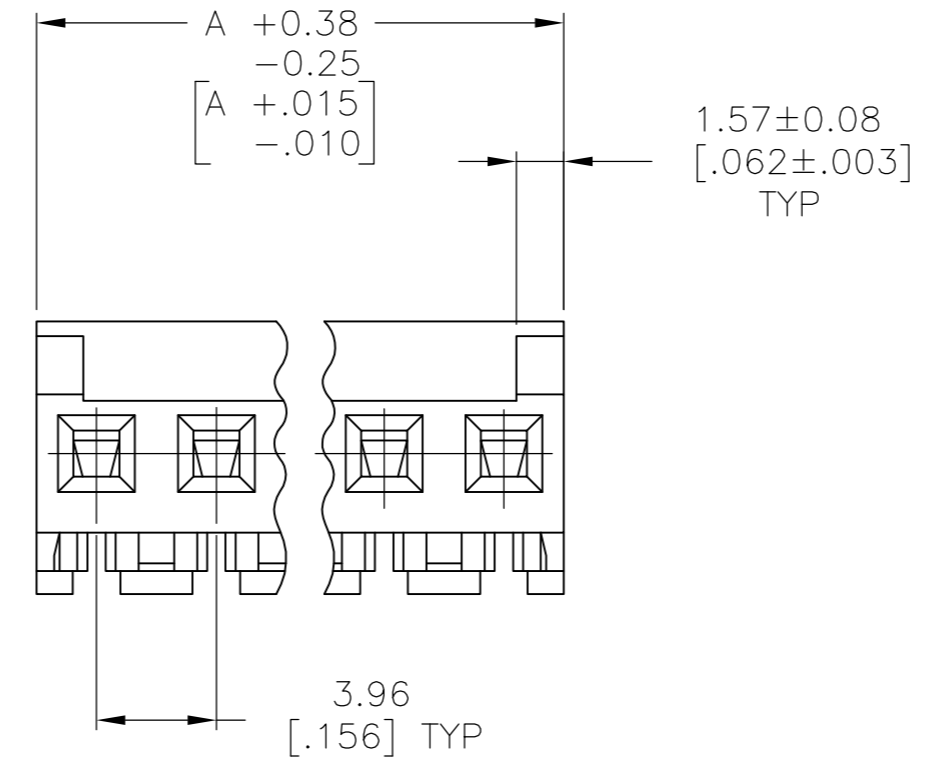
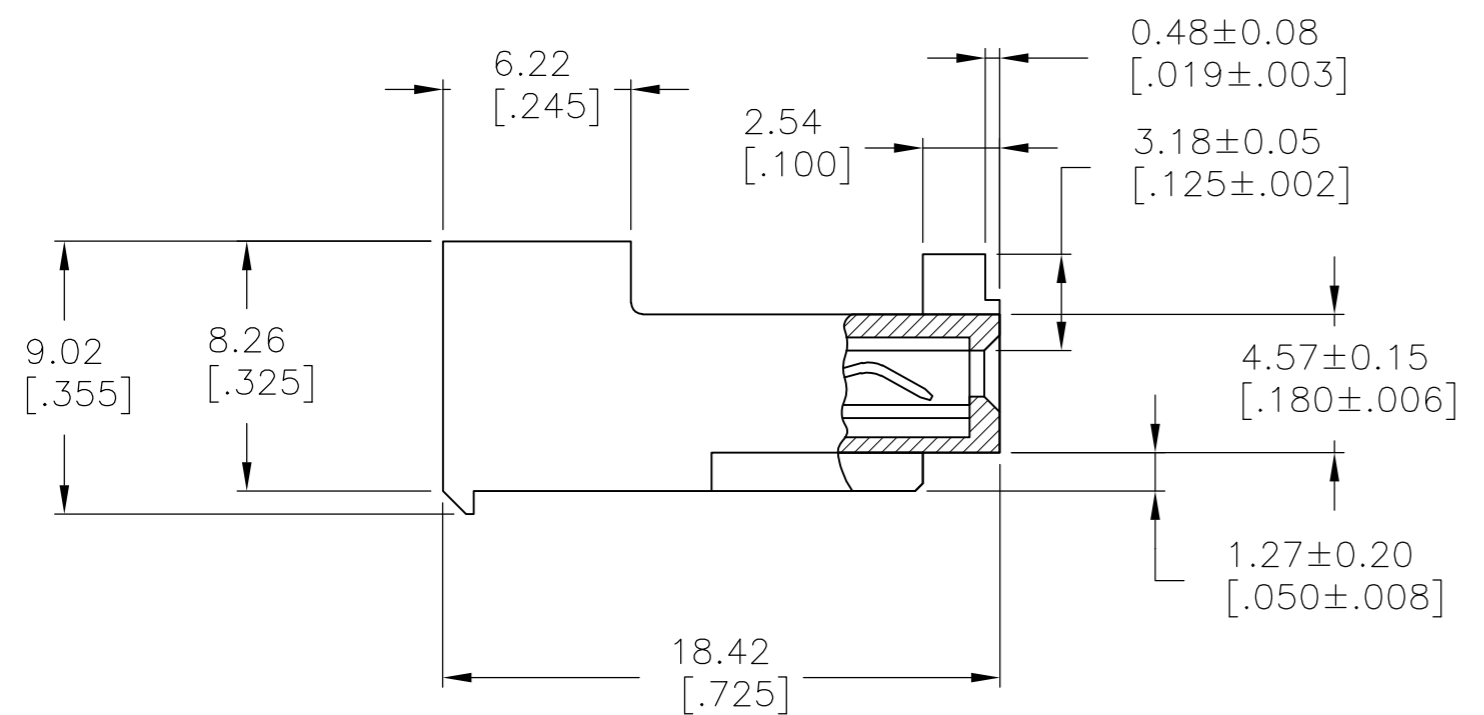
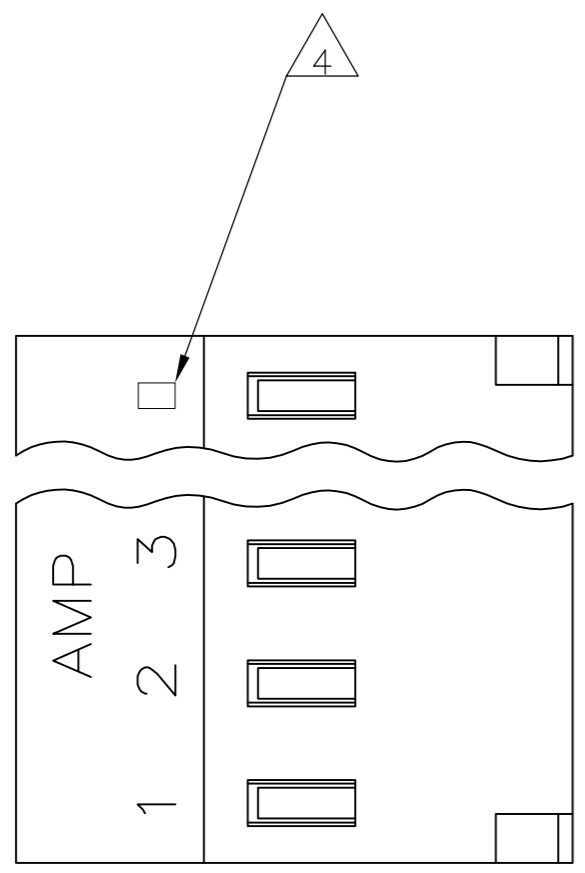


THIS DRAWING IS UNPUBLISHED. RELEASED FOR PUBLICATION
 © COPYRIGHT - By - ALL RIGHTS RESERVED.

LOC		DIST		REVISIONS			
P	LTR	DESCRIPTION		DATE	DWN	APVD	
CM	54	D		REVISED PER ECO-12-007609	03AUG12	KH	SM

- 1 MATERIAL: CONNECTOR - NYLON UL94V-2.
 CONTACTS - 0.30 [.012] THICK COPPER ALLOY
 (BRIGHT-TIN LEAD 0.00203
 [.000080] MIN THK FOR CONTACTS
 644461-2 THRU 1-644461-4, MATTE
 WHISKER MITIGATED TIN 0.00203 [.000080]
 MIN THICK FOR CONTACTS 3-644461-2
 THRU 4-644461-4)
- 2 CONTACTS ACCEPT 18 AWG WIRE WITH 2.41 [.095] MAX
 INSULATION DIAMETER.
- 3 CONTACTS MUST ACCEPT 1.14±0.03 [.045±.001] SQUARE
 POST AND REMAIN LOCKED IN POSITION.
- 4 IDENTIFICATION NUMBER FOR LAST CIRCUIT MAY
 NOT APPEAR ON ALL ASSEMBLIES.
- 5 DIMENSIONS IN BRACKETS ARE IN INCHES.
- 6 HOUSING FEATURES ARE: CLOSED END WITHOUT
 LOCKING RAMP AND WITH POLARIZING TAB.3
- 7 OBSOLETE PARTS: OBSOLETE CIS STREAMLINING PER D.RENAUD/D.SINISI
- 8 ORANGE COLOR STRIPE ON HOUSING (NOT SHOWN) MAY RUN DOWN BETWEEN RIBS.



	DIM A	NO. OF CIRCUITS	PART NO.
	55.47 [2.184]	14	4-644461-4
	51.51 [2.028]	13	4-644461-3
	47.55 [1.872]	12	4-644461-2
	43.59 [1.716]	11	4-644461-1
	39.62 [1.560]	10	4-644461-0
	35.66 [1.404]	9	3-644461-9
	31.70 [1.248]	8	3-644461-8
	27.74 [1.092]	7	3-644461-7
	23.77 [.936]	6	3-644461-6
	19.81 [.780]	5	3-644461-5
	15.85 [.624]	4	3-644461-4
	11.89 [.468]	3	3-644461-3
	7.92 [.312]	2	3-644461-2
7 SUPERCEDED	55.47 [2.184]	14	1-644461-4
7 OBSOLETE	51.51 [2.028]	13	1-644461-3
7 SUPERCEDED	47.55 [1.872]	12	1-644461-2
7 SUPERCEDED	43.59 [1.716]	11	1-644461-1
	39.62 [1.560]	10	1-644461-0
7 SUPERCEDED	35.66 [1.404]	9	644461-9
	31.70 [1.248]	8	644461-8
7 SUPERCEDED	27.74 [1.092]	7	644461-7
	23.77 [.936]	6	644461-6
	19.81 [.780]	5	644461-5
	15.85 [.624]	4	644461-4
	11.89 [.468]	3	644461-3
7 SUPERCEDED	7.92 [.312]	2	644461-2



THIS DRAWING IS A CONTROLLED DOCUMENT.

DWN B. LEWIS 12FEB91
 CHK R. SWING 12FEB91
 APVD D.R. CLARK 20FEB91

TE Connectivity

MTA 156 CONNECTOR ASSEMBLY,
 18 AWG, STANDARD

108-1051
 114-1020

SIZE A2 CAGE CODE 00779 DRAWING NO. C-644461 RESTRICTED TO -

CUSTOMER DRAWING SCALE 4:1 SHEET 1 OF 1 REV D