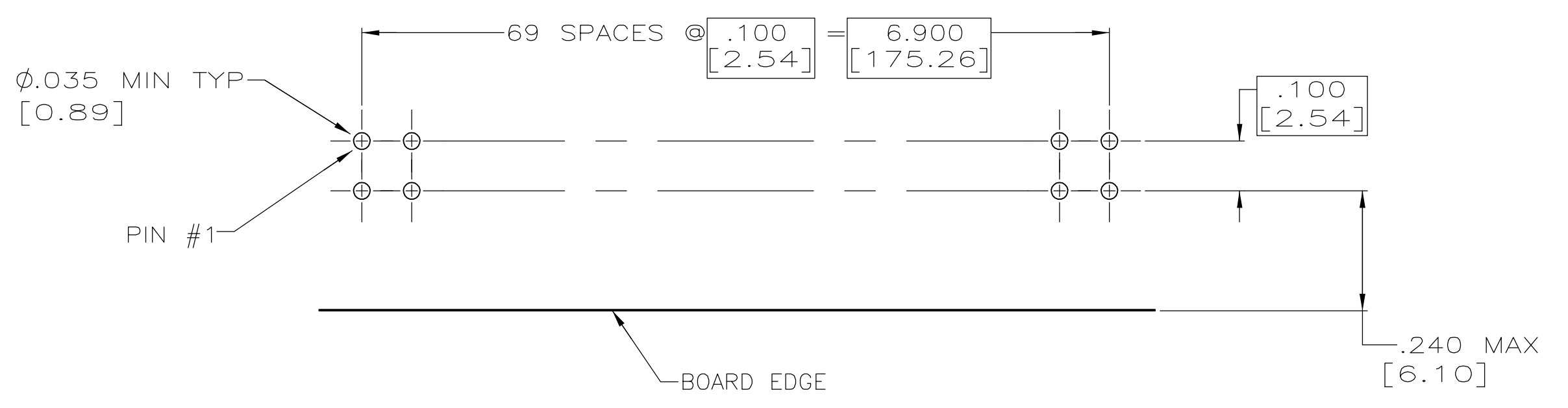
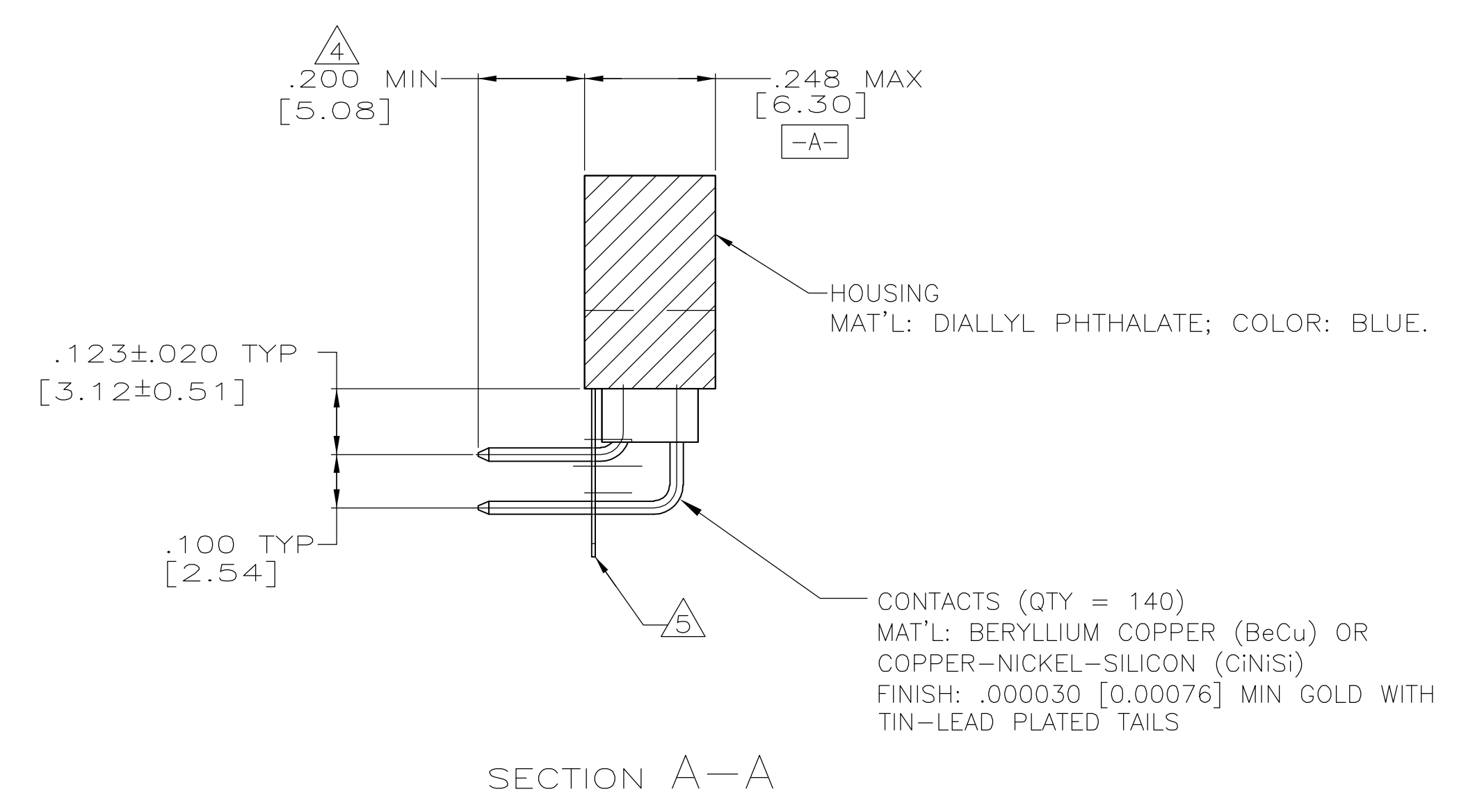
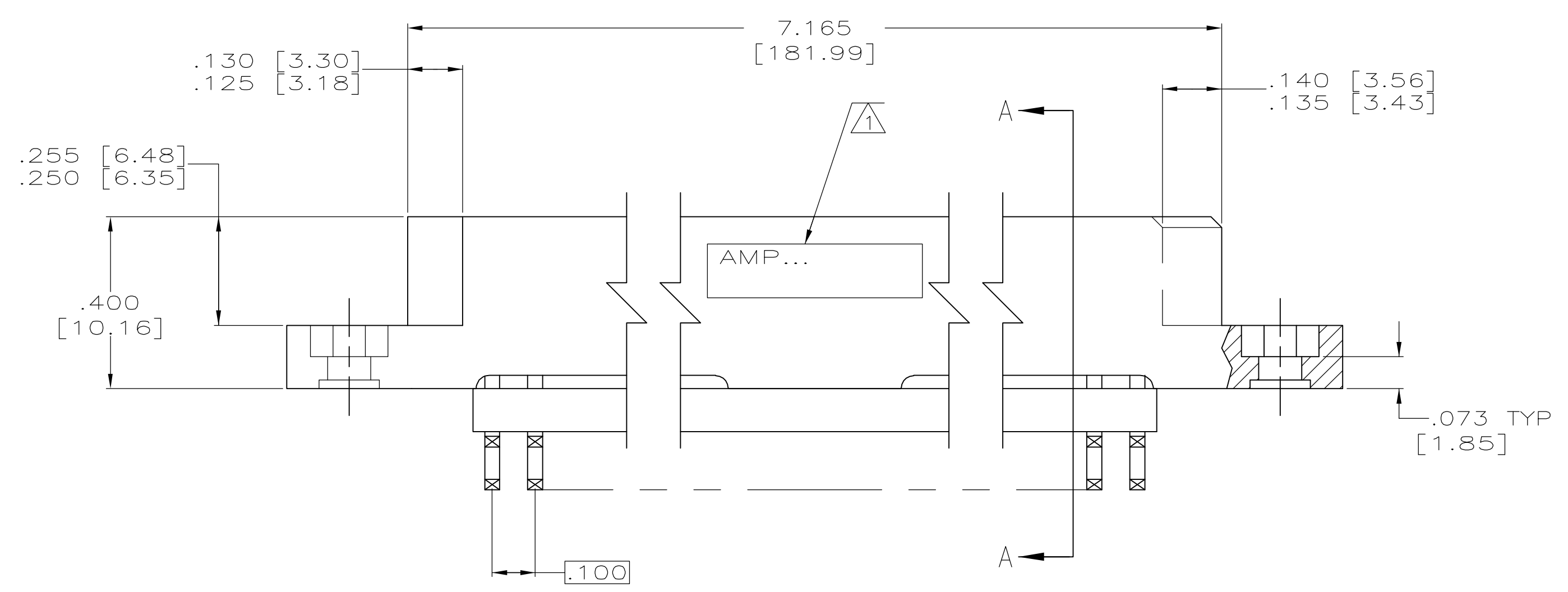


- ⚠ AMP, AMP PART NO. AND DATE CODE MARKED IN THIS AREA.
- ⚠ LINES INDICATING EVERY 5 CAVITIES, EXCLUDING END CAVITIES, MOLDED OR MARKED ON THIS SURFACE.
- ⚠ CAVITY IDENTIFICATION NUMBERS MOLDED OR MARKED ON THIS SURFACE
- ⚠ THE TWO ROWS OF CONTACT TAILS WILL NOT BE OF EQUAL LENGTH.
- ⚠ A TRANSPARENT MYLAR STRIP IS PLACED ON THE RIGHT-ANGLE TAILS TO IMPROVE THE CONTACT ALIGNMENT AND STABILITY.



1218721-1  
PART NO.

THIS DRAWING IS A CONTROLLED DOCUMENT.		DWN C.C. THOMAS 5/4/00	 Tyco Electronics Corporation Harrisburg, PA 17105-3608
DIMENSIONS: INCHES		CHK D. MILLER 5/4/00	
TOLERANCES UNLESS OTHERWISE SPECIFIED:		APP'D D. MILLER 5/4/00	NAME
0 PLC ± - 1 PLC ± - 2 PLC ± - 3 PLC ± .010 [0.25] 4 PLC ± - ANGLES ± - FINISH ± -		PRODUCT SPEC	RECEPTACLE ASSEMBLY, RT ANGLE 2 ROW, .100 C/L, BOX
MATERIAL SEE CALLOUTS		APPLICATION SPEC	RESTRICTED TO
CUSTOMER DRAWING		SIZE A1	CAGE CODE 00779
SCALE 4:1		DRAWING NO. 1218721	SHEET 1 OF 1
		REV A	