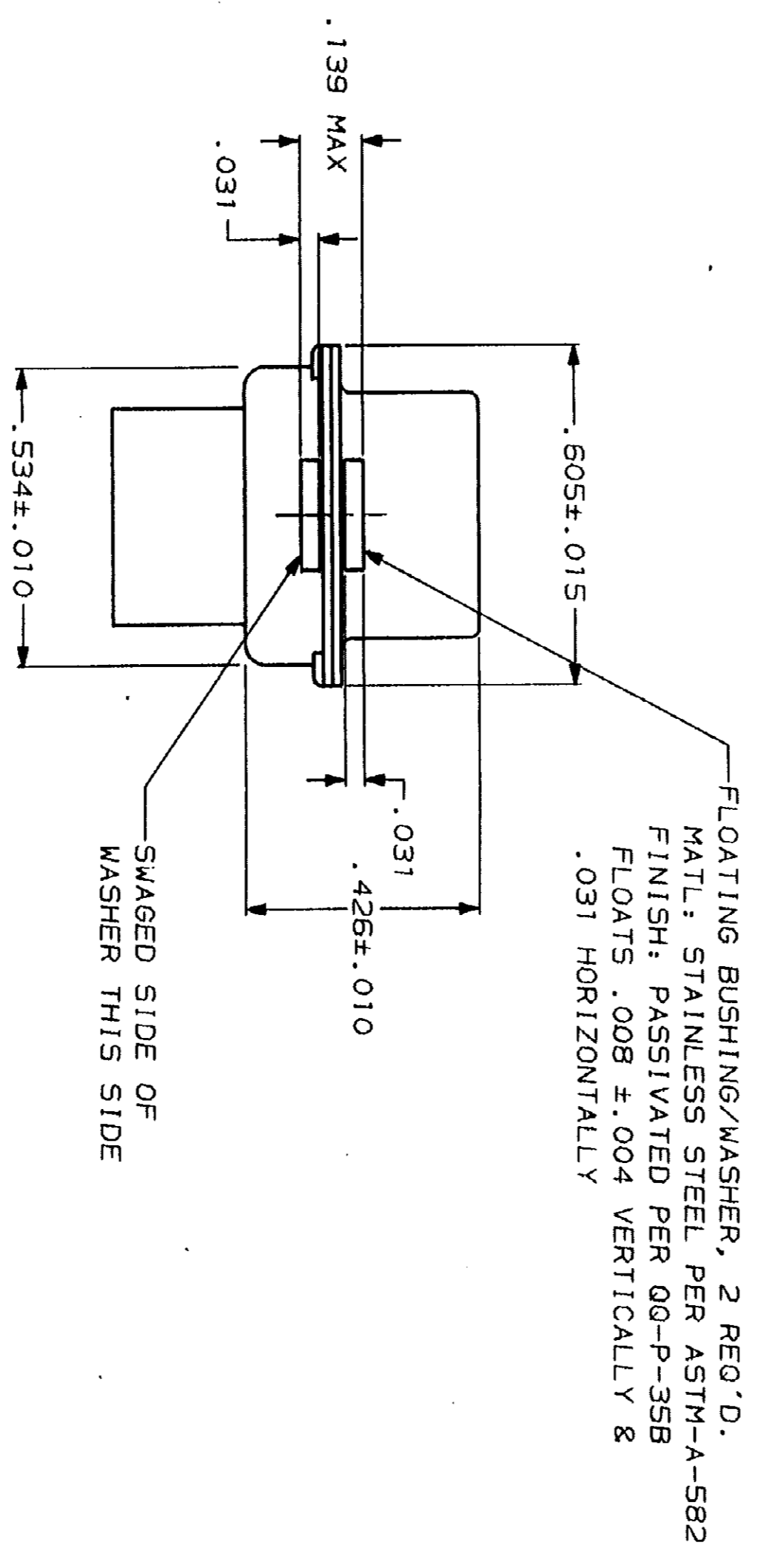
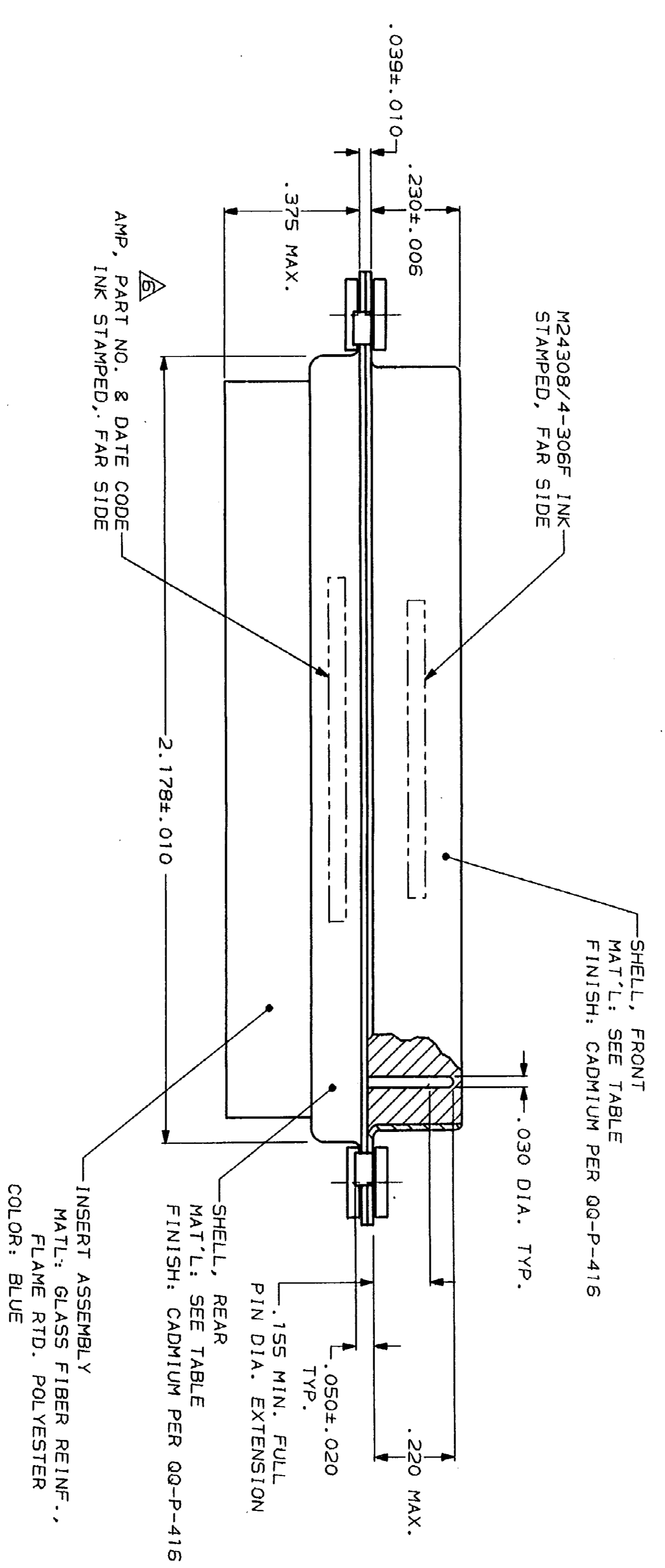
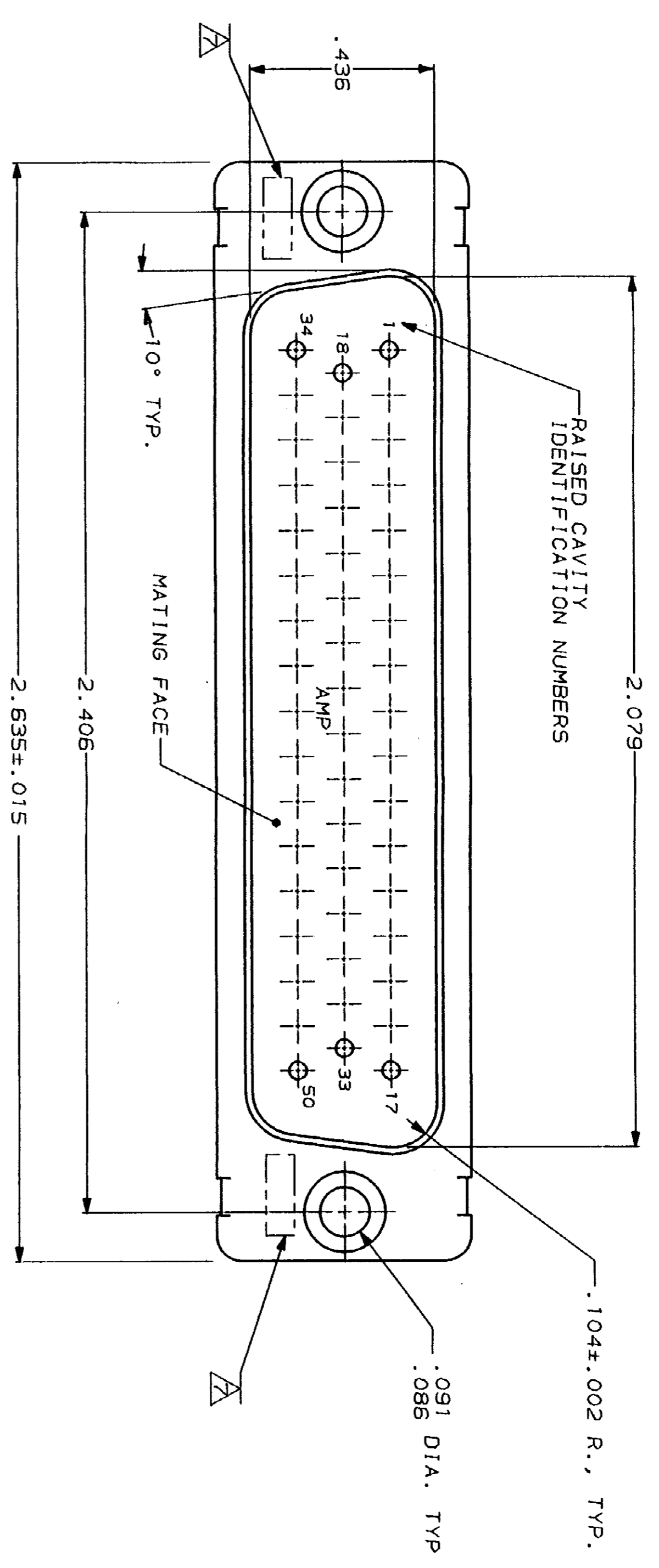


REV#	DATE	APP'D	DESCRIPTION
1	12-9-87	FB	REV 8 REDRAWN; ECN DF-0021 & DF-0160
2	87		CCT
3			REV-ECN DF-1034



1. THIS PLUG IS DESIGNED TO CONFORM TO THE LATEST ISSUE OF MIL-C-24308
2. MAX WIRE INSUL. TO BE USED WITH THIS PLUG IS .068 DIA.
3. STAINLESS STEEL RETENTION CLIPS ARE INCLUDED IN INSERTS
4. PACKAGE STAMPED M 24308/4-328F
5. THIS PLUG WILL ACCEPT SIZE 20 PIN CONTACT M24308/11 OR AMP # 205089

AMP PART NO. STAMPED ON CONNECTOR REPRESENTS KIT NUMBER WITH CONTACTS  
 UL/CSA DESIGNATION STAMPED IN THIS AREA.

DO NOT SCALE PRINT. UNLESS SPECIFIED DIMENSIONS IN INCHES TOLERANCES ON: 1. DIMENSIONS ± .005 2. PLUG DEC ± .005 3. ANGLES ± 0°30'	DR 12-9-87 C.C. THOMAS	NAME AMP AMP INCORPORATED Morton, Pa. 17055
SEE CALLOUTS	CHK 12-10-87 F.C. BALLEW III	AMP PLIMITITE PLUG FOR PIN CONTACTS HI-DENSITY "HDM-20" CONNECTOR SIZE 5 (50 POSND) SERIES 109 WITH FLOAT BUSHINGS
SEE CALLOUTS	APPD 12-10-87 F.C. BALLEW III	SIZE D 00779
SEE CALLOUTS	APPD 12-10-87 D.J.M.	SCALE 4:1
FINISH SEE CALLOUTS	APPLICATION SPEC	DRAWING NO 205415
WEIGHT		SHEET 1 OF 1

**OBSOLETE**

BRASS	205415-2
STEEL PER ASTM-A-109	205415-1
SHELL MAT'L	PART NO