

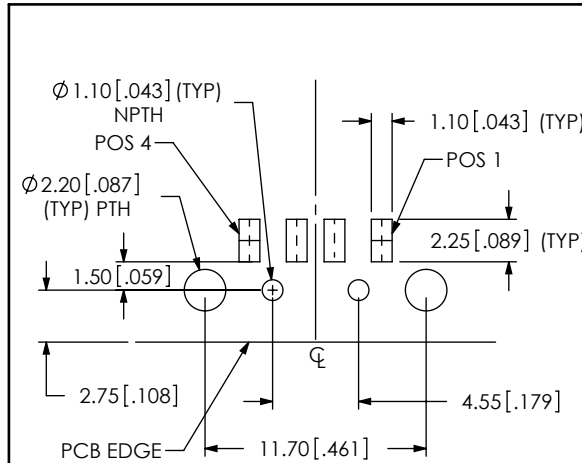
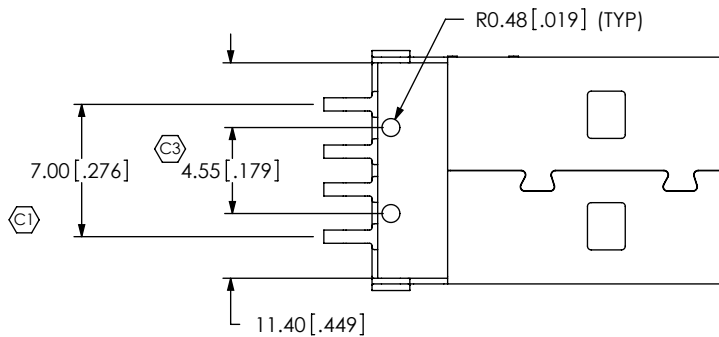
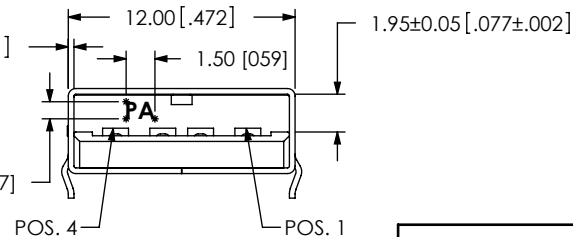
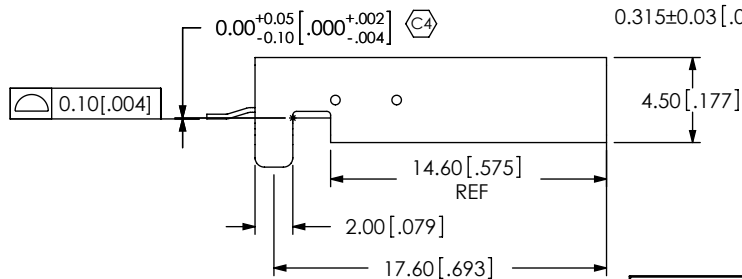
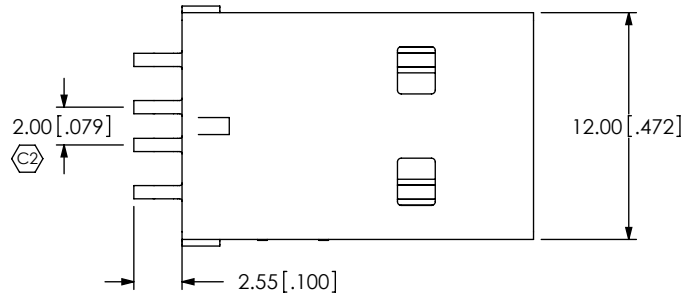
NOTES:

1. \square REPRESENTS A CRITICAL DIMENSION.
2. DELETED
3. ALL PARTS ARE RoHS COMPLIANT WITH OR WITHOUT -R.

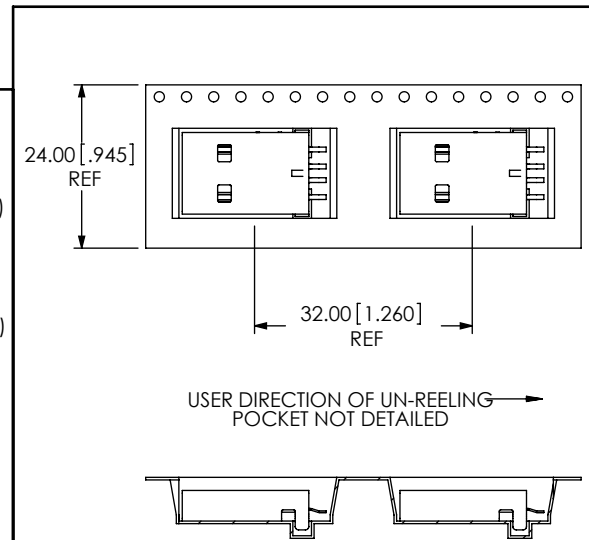
DO NOT SCALE FROM THIS PRINT

USB-AM-S-X-X-SM1-X-XX

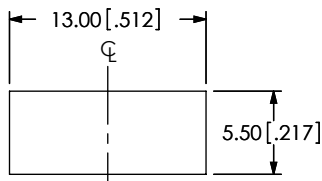
- TYPE
-AM
- CONFIGURATION
-S: SINGLE
- PACKAGING
-TR: TAPE AND REEL OPTION.
- EI OPTION
-R: RoHS COMPLIANT
- TERMINATION
-SM SURFACE MOUNT
- COLOR
-B: BLACK
-W: WHITE
- PLATING SPECIFICATION
-F: GOLD FLASH ON MATING AREA
BRIGHT ACID TIN ON TAILS (100U" MIN)
WITH NICKEL UNDERPLATE
(SEE NOTE 3 FOR -R OPTION)
-S: SELECTIVE, .000030 GOLD ON MATING AREA
BRIGHT ACID TIN ON TAILS (100U" MIN)
WITH NICKEL UNDERPLATE
(SEE NOTE 3 FOR -R OPTION)



RECOMMENDED PCB LAYOUT



PACKAGING VIEW



SUGGESTED PANEL CUTOUT DIMENSIONS

UNLESS OTHERWISE SPECIFIED, DIMENSIONS ARE IN MM. TOLERANCES ARE:
 DECIMALS ANGLES
 .X: ±.3 [.01] 2°
 .XX: ±.13 [.005]
 .XXX: ±.051 [.0020]

PROPRIETARY NOTE
 THIS DOCUMENT CONTAINS INFORMATION CONFIDENTIAL AND PROPRIETARY TO SAMTEC, INC. AND SHALL NOT BE REPRODUCED OR TRANSFERRED TO OTHER DOCUMENTS OR DISCLOSED TO OTHERS OR USED FOR ANY PURPOSE OTHER THAN THAT WHICH IT WAS OBTAINED WITHOUT THE EXPRESSED WRITTEN CONSENT OF SAMTEC, INC.

samtec
 520 PARK EAST BLVD, NEW ALBANY, IN 47150
 PHONE: 812-944-6733 FAX: 812-948-5047
 e-Mail: info@SAMTEC.com code: 55322

MATERIAL: DO NOT SCALE DRAWING SHEET SCALE: 2:1
 INSULATOR: HIGH TEMP NYLON
 CONTACT: PHOS BRONZE

DESCRIPTION:
 USB-SMT, 4 PIN, TYPE A, SHORT FOOT, 1MM
 DWG. NO.

USB-AM-S-X-X-SM1-X-XX

BY: B.HARPENAU 2/06/06 SHEET 1 OF 1