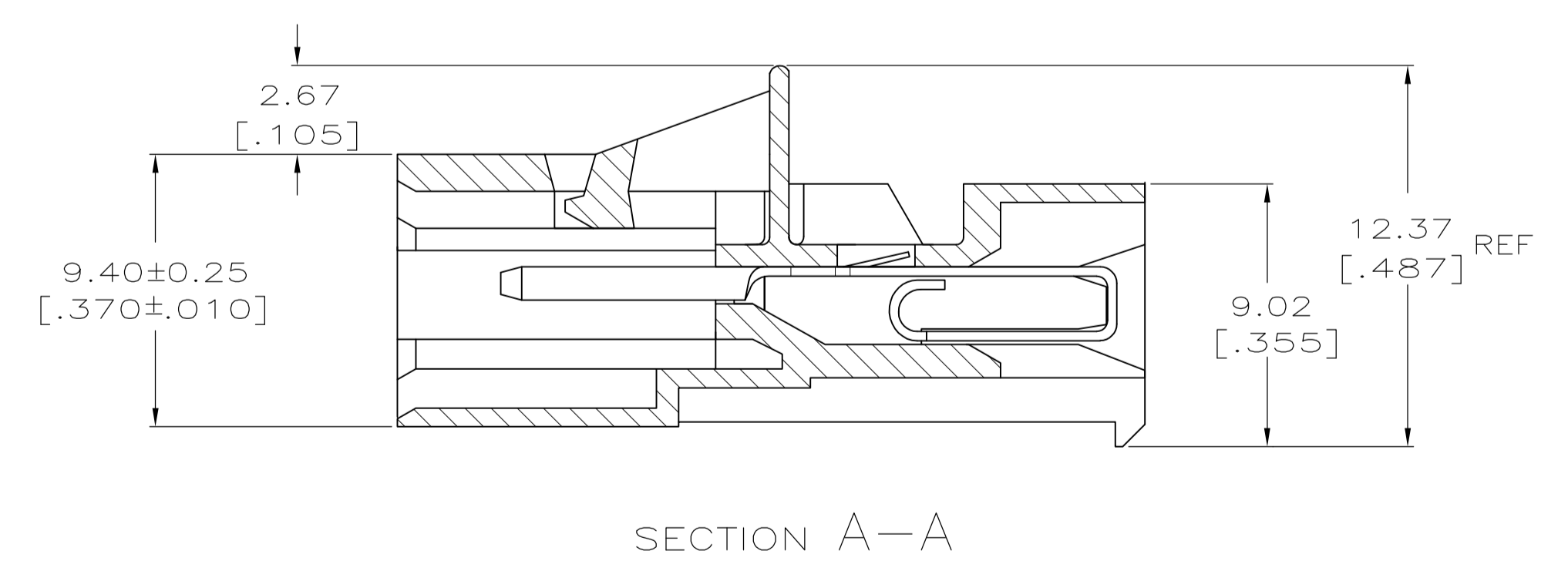
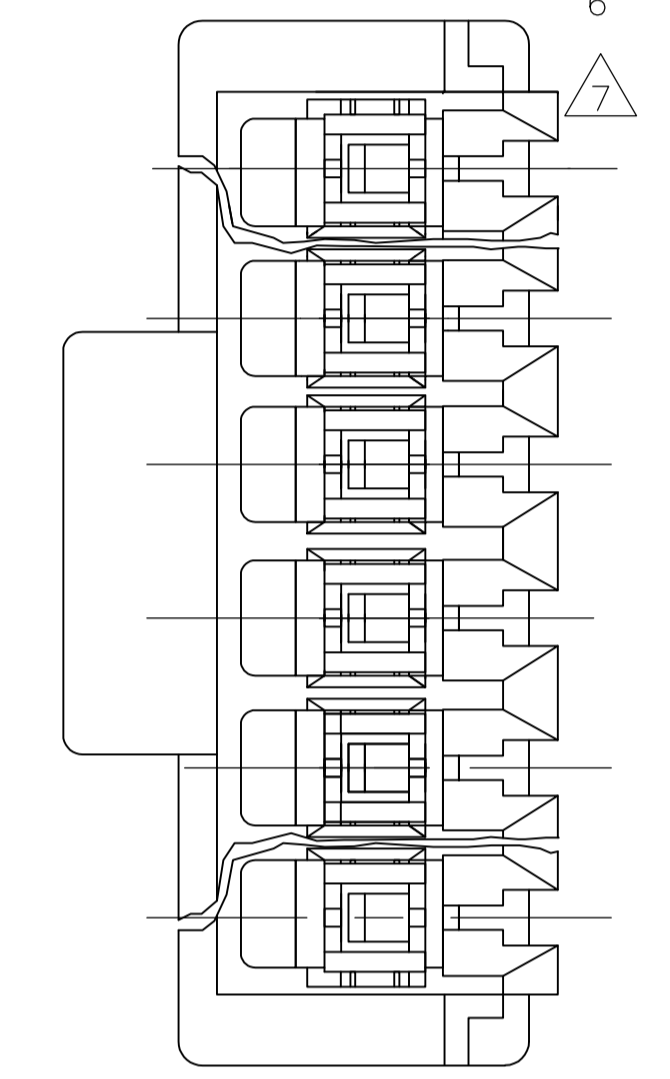
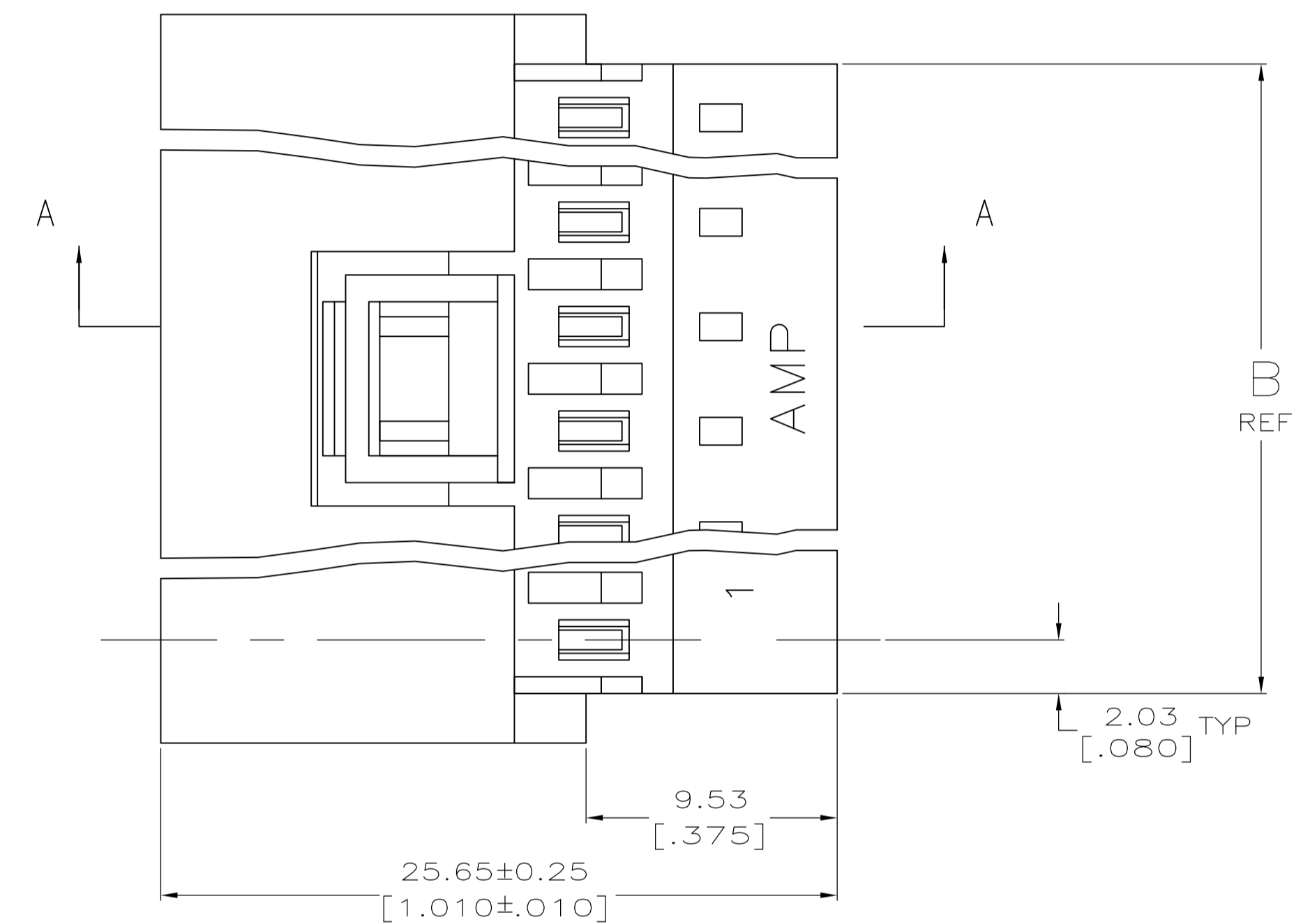
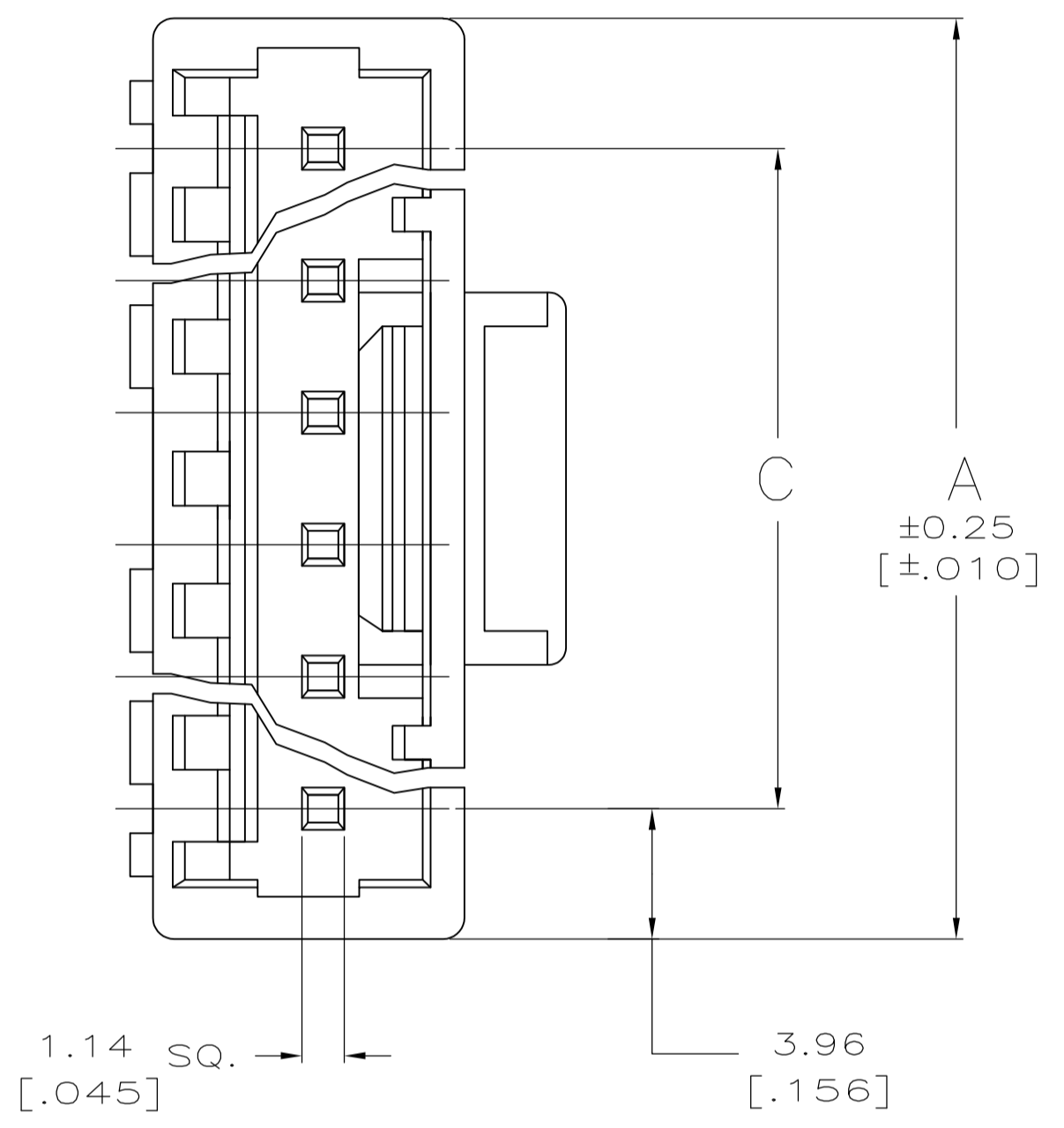


LOC		DIST		REVISIONS			
F	LTR	DATE	DMN	APVD			
H	REVISED PER ECO-12-007612	03AUG12	KH	SM			

- MATERIAL: CONNECTOR- NYLON UL94V-2.  
CONTACTS- 0.30 [.012] THK COPPER ALLOY  
(BRIGHT TIN-LEAD 0.00203 [.000080] MIN THK).  
(MATTE TIN 0.00203 [.000080] MIN THK  
FOR CONTACTS 3-641436-2 THRU 5-641436-4)
  - CONTACTS ACCEPT #20 AWG SOLID, FUSED STRANDED  
OR STRANDED (7 STRANDS) WIRE WITH 2.41 [.095] MAX  
INSULATION DIA.
  - BOW, IN ANY DIRECTION, NOT TO EXCEED 0.15 [.006] PER IN.
  - HOUSING FEATURES: CLOSED END.
  - DIMENSIONS IN BRACKETS ARE IN INCHES.
  - YELLOW COLOR STRIPE ON HOUSING (NOT SHOWN) MAY RUN DOWN BETWEEN RIBS.
- OBSOLETE PARTS: OBSOLETE CIS STREAMLINING PER D.RENAUD/D.SINISI



△ SUPERSEDED  
△ SUPERSEDED

FINISH	C	B	A	NO. OF CIRCUITS	PART NUMBER	
TIN	91.14 [3.588]	95.20 [3.748]	99.06 [3.900]	24	5-641436-4	
	55.47 [2.184]	59.54 [2.344]	63.40 [2.496]	15	4-641436-5	
	43.59 [1.716]	47.65 [1.876]	51.51 [2.028]	12	4-641436-2	
	31.70 [1.248]	35.76 [1.408]	39.62 [1.560]	9	3-641436-9	
	19.81 [.780]	23.88 [.940]	27.74 [1.092]	6	3-641436-6	
	11.89 [.468]	15.95 [.628]	19.81 [.780]	4	3-641436-4	
	7.92 [.312]	11.99 [.472]	15.85 [.624]	3	3-641436-3	
	3.96 [.156]	8.03 [.316]	11.89 [.468]	2	3-641436-2	
	TIN-LEAD	91.14 [3.588]	95.20 [3.748]	99.06 [3.900]	24	2-641436-4
		55.47 [2.184]	59.54 [2.344]	63.40 [2.496]	15	1-641436-5
43.59 [1.716]		47.65 [1.876]	51.51 [2.028]	12	1-641436-2	
31.70 [1.248]		35.76 [1.408]	39.62 [1.560]	9	641436-9	
19.81 [.780]		23.88 [.940]	27.74 [1.092]	6	641436-6	
11.89 [.468]		15.95 [.628]	19.81 [.780]	4	641436-4	
7.92 [.312]		11.99 [.472]	15.85 [.624]	3	641436-3	
3.96 [.156]		8.03 [.316]	11.89 [.468]	2	641436-2	

THIS DRAWING IS A CONTROLLED DOCUMENT.

DIMENSIONS: mm [INCHES]	TOLERANCES UNLESS OTHERWISE SPECIFIED:	DIN K SALMON 10-22-91	CHK R. SWING 10-22-91	APVD	NAME
0 PLC ± -	1 PLC ± -	TE Connectivity MTA 156 POSTED CONNECTOR ASSEMBLY, 20 AWG			
2 PLC ± 0.13 [.005]	3 PLC ± -				
4 PLC ± -	ANGLES ± -				
MATERIAL SEE NOTE 1	FINISH SEE NOTE 1				
CUSTOMER DRAWING		SCALE 5:1	SHEET 1 OF 1	REV H	