

INTERCONNECTS

SERIES 800, 801, 802, 803 • .100" GRID (.040" DIA. PINS), HEADERS AND SOCKETS • SINGLE AND DOUBLE ROW STRIPS

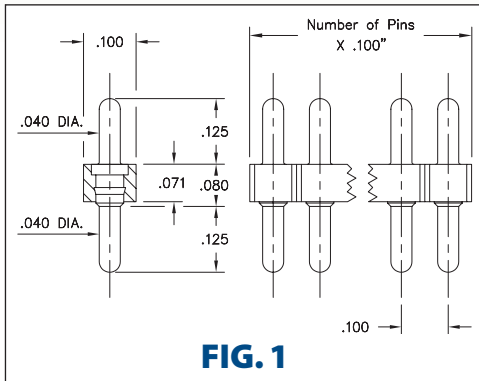


FIG. 1

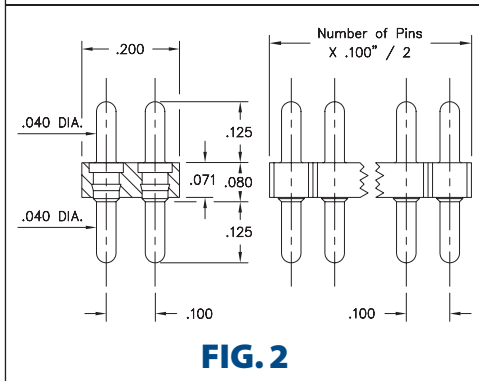


FIG. 2

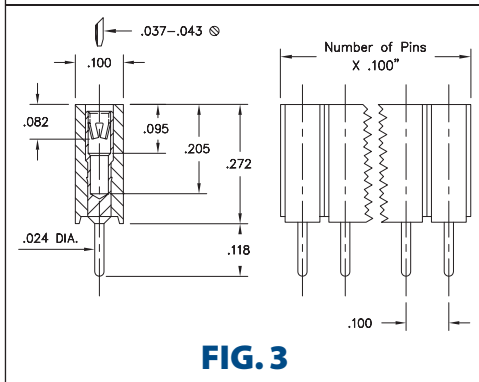


FIG. 3

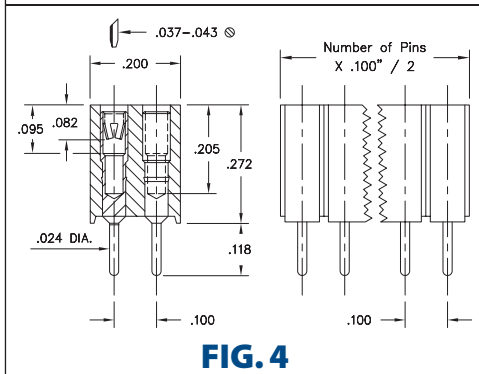



FIG. 4

- Series 800 and 802 single and double row interconnects feature sturdy .040" dia. leads (MM #3077) and low profile (.071" thick) insulator. See page 215 for details
- Series 801 and 803 single and double row sockets use MM #1313 receptacles. See page 181 for details
- Series 801 and 803 receptacles use Hi-Rel, 6-finger BeCu #18 contact rated at 8 amps. Receptacles accept .037"- .043" diameter pins. See page 257 for details
- Insulators are high temperature thermoplastic, suitable for all soldering operations



ORDERING INFORMATION


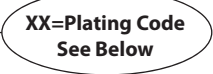






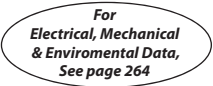




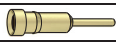

FIG. 1	Series 800...10-004	Single Row Pin Header		
	800-XX-0-10-004000	Specify number of pins \uparrow 01-50		
FIG. 2	Series 802...10-004	Double Row Pin Header		
	802-XX-10-004000	Specify number of pins \uparrow 004-100		
  				
SPECIFY PLATING CODE XX=		10 	90	40 
Pin Plating 		10 μ " Au	200 μ " Sn/Pb	200 μ " Sn

FIG. 3	Series 801...10-004	Single Row Socket						
	801-XX-0-10-004000	Specify number of pins \uparrow 01-50						
FIG. 4	Series 803...10-004	Double Row Socket						
	803-XX-10-004000	Specify number of pins \uparrow 004-100						
  								
SPECIFY PLATING CODE XX=		13 	91	93	99	41 	43 	44 
Sleeve (Pin) 		10 μ " Au	200 μ " Sn/Pb	200 μ " Sn/Pb	200 μ " Sn/Pb	200 μ " Sn	200 μ " Sn	200 μ " Sn
Contact (Clip) 		30 μ " Au	10 μ " Au	30 μ " Au	100 μ " Sn/Pb	10 μ " Au	30 μ " Au	100 μ " Sn

