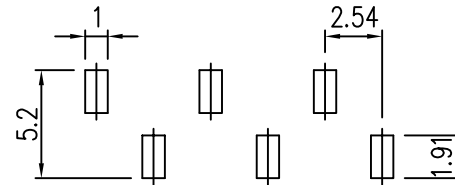
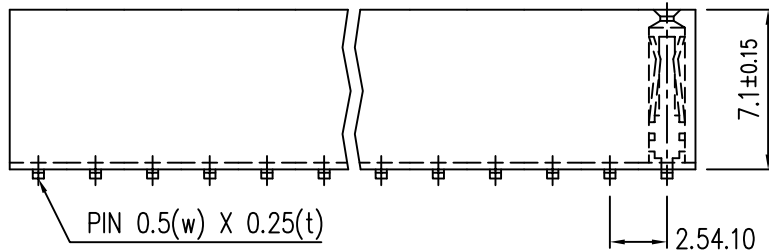
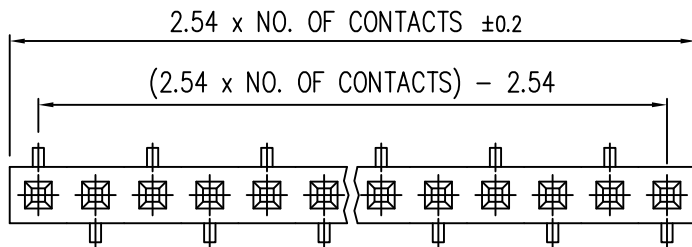
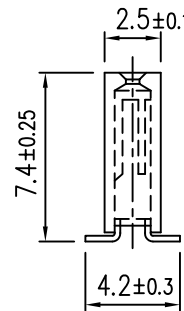


REV.	ECN NO.	DATE
1.0	RELEASED	05/25/01
2.0	REVISED P/N	03/04/04
3.0	UPDATE TOL.	12/16/04



P.C.B LAYOUT



SPECIFICATIONS

CURRENT RATING : 3 AMPS
 INSULATOR RESISTANCE : 5000 MEGOHMS MIN.
 CONTACT RESISTANCE : 20 MILLIOHMS MAX.
 DIELECTRIC WITHSTANDING : AC 500V
 MAX PROCESSING TEMP : 230°C FOR 30 ~ 60 SECONDS
 (260°C FOR 10 SECONDS)
 OPERATING TEMPERATURE : -40°C ~ +125°C
 CONTACT MATERIAL : PHOSPHOR BRONZE.
 INSULATOR MATERIAL : NYLON, UL 94V-0
 *CONTACT PLATING: P=OVERALL GOLD FLASH; T=OVERALL TIN

ORDERING INFORMATION:

1. Replace "*" with plating code
2. Replace "xx" with number of positions (Pins)

SCALE	3:1	DRAW	JFW	Sullins Electronics	
UNIT	MM	CHECK	AJT	San Marcos, CA Tel: 760 744-0125 www.SullinsElectronics.com	
TOLERANCE		AP"E		NAME: FEMALE HEADER, 2.54mm SPACING 7.1mm PROFILE, SMT	
.0 ± 0.35 .00 ± 0.2 ANG $\pm 5^\circ$		PROJECTION		(PART NO)	PP_Cxx1KFXC
				(DRAW NO)	7012