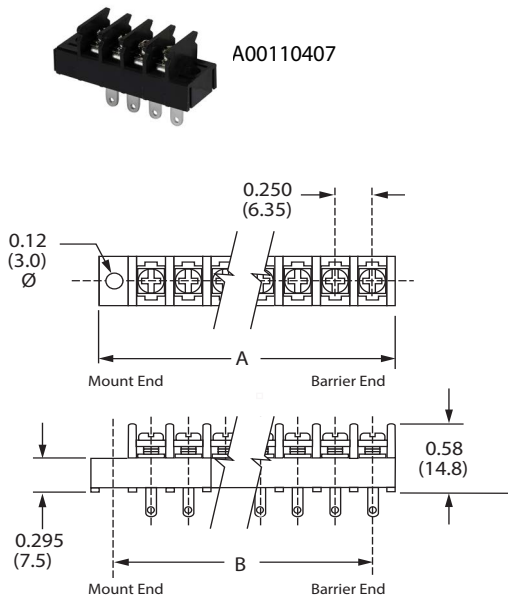


Single Row Terminal Blocks

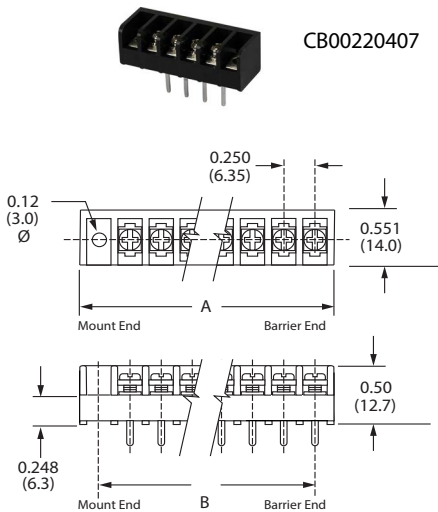
A0 & CB0

Dimensions- Inches (Millimeters)

A0



CB0



Specifications

Rating: 10 A, 300 V

Center Spacing: 0.25" (6.35 mm)

Wire Range: #16-30 AWG

Screw Size: M3.0 nickel-plated steel SEMS

Torque Rating: 10 lb-in.

Recommended PCB Hole Diameter: 1.6 mm - 1.8 mm

Operating Temperature: -40 °C to +120 °C

Body Material: Polyamide 66, UL94 V-0, Black

Terminal Material: Brass, tin plated

Breakdown Voltage: 2000 V

Agency Information: UL file E62622

Poles	MOUNTING ENDS		BARRIER ENDS	
	A Length	B Mount Centers	A Length	B End Pole Centers
02	1.04	0.79	0.54	0.25
03	1.29	1.04	0.79	0.50
04	1.54	1.29	1.04	0.75
05	1.79	1.54	1.29	1.00
06	2.04	1.79	1.54	1.25
07	2.29	2.04	1.79	1.50
08	2.54	2.29	2.04	1.75
09	2.79	2.54	2.29	2.00
10	3.04	2.79	2.54	2.25
11	3.29	3.04	2.79	2.50
12	3.54	3.29	3.04	2.75
13	3.79	3.54	3.29	3.00
14	4.04	3.79	3.54	3.25
15	4.29	4.04	3.79	3.50
16	4.54	4.29	4.04	3.75
17	4.79	4.54	4.29	4.00
18	5.04	4.79	4.54	4.25
19	5.29	5.04	4.79	4.50
20	5.54	5.29	5.04	4.75
21	5.79	5.54	5.29	5.00
22	6.04	5.79	5.54	5.25
23	6.29	6.04	5.79	5.50
24	6.54	6.29	6.04	5.75
25	6.79	6.54	6.29	6.00
26	7.04	6.79	6.54	6.25
27	7.29	7.04	6.79	6.50
28	7.54	7.29	7.04	6.75
29	7.79	7.54	7.29	7.00
30	8.04	7.79	7.54	7.25

Dimensions in inches. To convert to millimeters, multiply by 25.4.


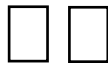

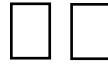
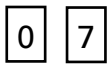




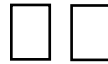
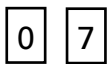



Powering Business Worldwide

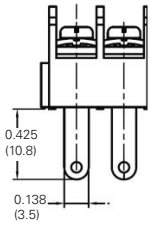
A0 & CB0

Single Row Terminal Blocks

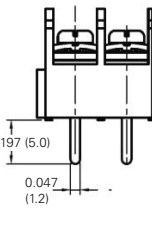
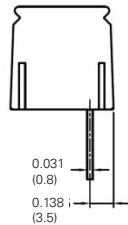
Part Numbering System

Family	Terminal Style	Base/End	Poles	Screw Options	Options
 A0 - standard barrier	 01 - handwired 02 - printed circuit	 1 - mount end 2 - barrier end	 02 to 30	 07 - steel SEMS fully seated	 C1 to C8 - 0.110" QC L1 to L6 marking options (pg 25) Covers - (pg 26)
 CB0 - closed back	 02 - printed circuit 04 - wire wrap tail	 1 - mount end 2 - barrier end	 02 to 30	 07 - steel SEMS fully seated	 C1 to C8 - 0.110" QC L1 to L6 marking options (pg 25)

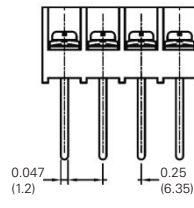
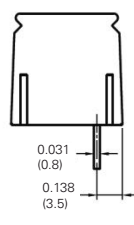
Terminal Styles- Inches(Millimeters)



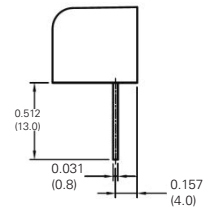
01
Handwired



02
Circuit Board



04
Wire Wrap Tail



Screw Options

(Bulk ordering part numbers are in parentheses)



07
Steel SEMS nickel-plated (ACB0-SC)

Hardware Options


(Bulk ordering part numbers are in parentheses)

Jumpers

Quick Connects Blade Width 0.110" (For other orientations, contact factory)



OJ (0J12-J)



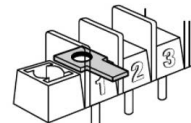
C1 (5C1-J)



C2 (5C2-J)



C4 (5C4-J)



C7 (5C7-J)



C8 (5C8-J)

Contact Us

Sales and Customer Service

Americas

Email: elx.americas@eaton.com

Europe, Middle East, Africa

Email: elx.emea@eaton.com

China

Email: elx.cn@eaton.com

Japan

Email: elx.jp@eaton.com

Korea

Email: elx.kr@eaton.com

South East Asia

Email: elx.sea@eaton.com

Taiwan

Email: elx.tw@eaton.com

Global Technical Support

Magnetics: InductorTech@eaton.com

Circuit Protection: FuseTech@eaton.com

Supercapacitors: CapacitorTech@eaton.com

www.eaton.com/terminalblocks

Tools

Eaton's Electronics Product Selection Tools



PARAMETRIC SEARCH

Drill down into the Eaton Electronics product database to find the right part for your application.



IC MATCHING

Find the Eaton Electronics parts called out on IC manufacturers' demo and evaluation boards.



CROSS REFERENCE

Find a cross to a competitor's product or to an alternate Eaton Electronics part number.



SUPERCAPACITOR CALCULATOR

Determine your calculated requirements and design capability.



TERMINAL BLOCK SELECTOR

Find the right terminal block for any application.



AUTOMOTIVE ELECTRONICS SOLUTIONS

Find electronics components for automotive solutions.

tools.eatonelectronics.com