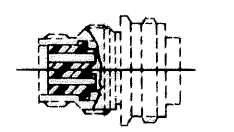
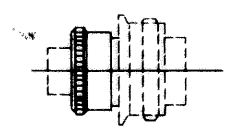
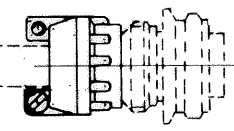
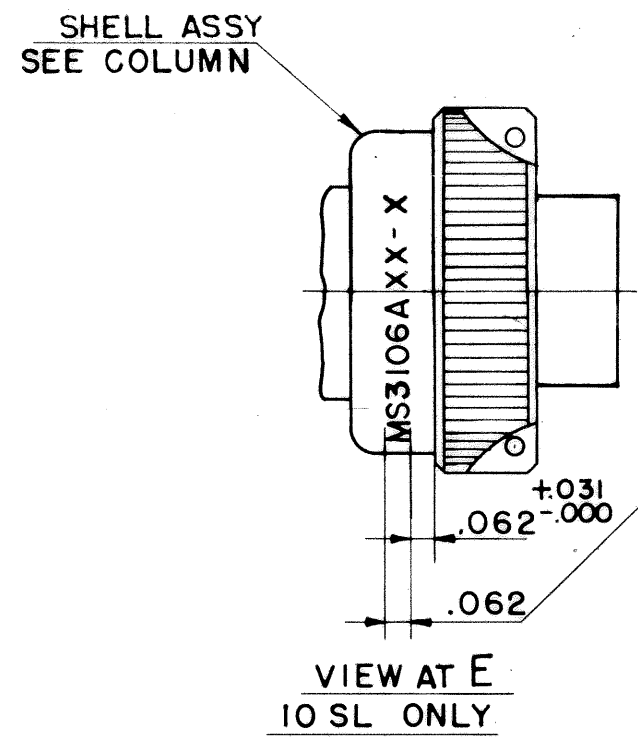


REL	WAS	DATE	D'MAN	APPD.
32508-157				
1 33780-57	ADD. NOTE II & DATA.	1-21-58	MOORE	
2 35826-4	RELOC & REV C DIM AND .000 +.016 -.047	8-30-59	BARTKOW	
A1 36200-27	.188(16M), .250(12) & .500(4) (SOLDER WELL DEPTH); REM SOLDER WELL DATA FOR 16	2-11-60	MARKOWSKI	
A 36525-325	REM PD COL (A & V THD) REV. NOTE 3, Q DIA COL, ADD NOTE 12	3-17-60	MARKOWSKI	
A3 36525-448	ADDED NOTE 13, REV NOTE 12	7-5-60	PAWLICK	
A4 42525-45	MIL-C-5015C (NOTE 1)	10-2-63	MILLAR	
A5 51175-1	REM NOTE 11, REVISION LETTER (C) (3 PLCS)	11-7-69	RANDALL	
A 53249-14	ADD. 9-3895 (PRO SPEC) REV STAMPING NOTE	1-6-72	RANDALL	
B 76208-1	(CL II) REV MS COL	4/30/85	BOWKER	

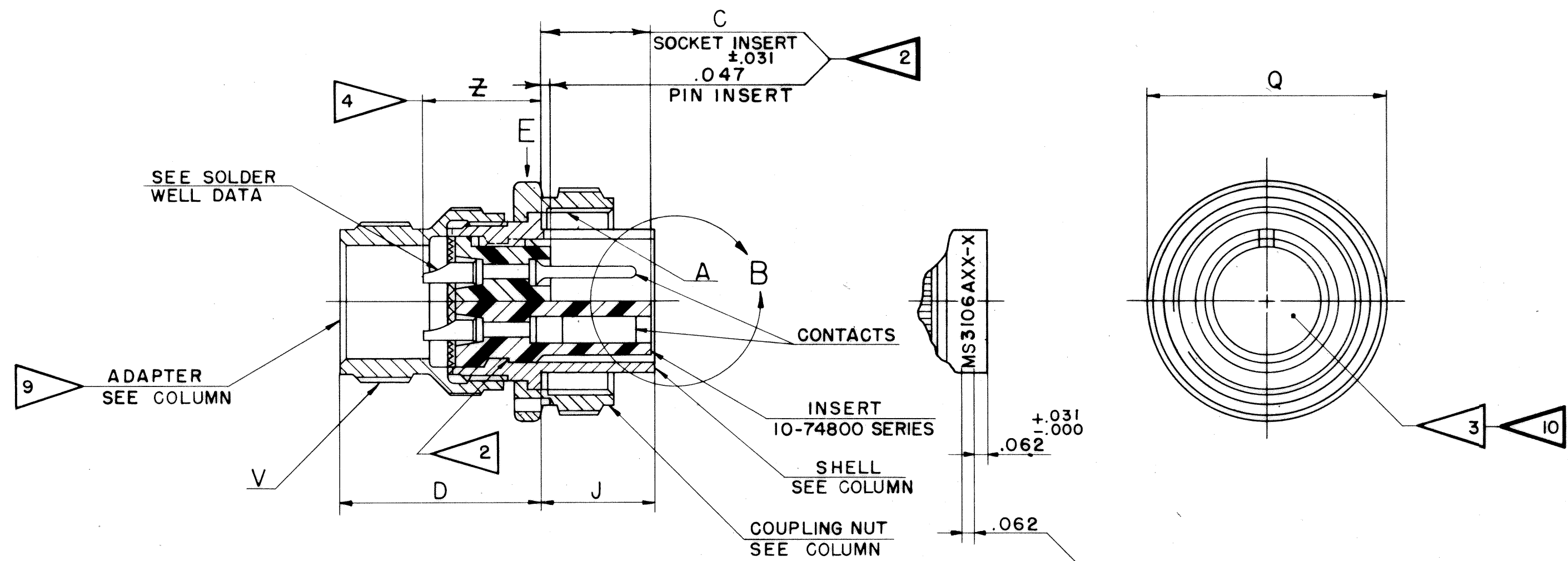
ACCESSORIES
(NOT PART OF STANDARD ASSEMBLY)

 GROMMET 10-40800 SERIES	 GROMMET RETAINING NUT SEE TABLE
 CABLE CLAMP 10-35900-XX3 SERIES	



STAMP PER 9-2811
EXAMPLE:
MS3106A10SL-3S BENDIX-7139

NUT MUST TURN FREELY
AFTER STAMPING



STAMP PER 9-2811
MS NO., "BENDIX" & DATE CODE (9-3895)
OPPOSITE KEYWAY
EXAMPLE:
MS3106A20-12S BENDIX -7139

FOR SUFFIX OTHER THAN "P" OR "S",
STAMP PER 9-2437
(SUFFIX OF MS NO. ONLY)
EXAMPLE:
MS3106A20-12SX BENDIX -7139

10-168608 THRU
10-168640

USE OF THIS DOCUMENT IS UNLIMITED. DOCUMENTS REFERENCED HEREON CONTAIN LIMITED RIGHTS DATA.

CONTACT SIZE	0	4	8	12	16M
WELL DIA	.469 ^{+0.005} _{-.003}	.332 ^{+0.005} _{-.003}	.209 ^{+0.004} _{-.002}	.116 ^{+0.004} _{-.002}	.078 ^{+0.004} _{-.002}
WELL DEPTH ±.031 .000	.625	.625	.500	.375	.250

MATERIAL SPEC.	PROCESS SPEC.	SCINTILLA MAGNETO DIVISION				TOLERANCES UNLESS OTHERWISE SPECIFIED			
	SEE SHEET 2	BENDIX AVIATION CORPORATION SYDNEY, N. Y., U.S.A.				FRACTIONS ± ~		ANGLES ± ~	
		NAME CONNECTOR, ELECTRICAL PLUG, TYPE C () MC				DECIMALS ±.010		CONCENTRICITY FIR	
						SURFACE FINISHES MICRO-INCHES RMS VALUE MAX		WEIGHT-LBS SEE PARTS LIST	
HEAT TREAT SPEC.	FINISH SPEC.					NEXT ASSEMBLY		SUPERSEDES AND IS NOT INTERFERED BY	
						SUPERSEDED BY		10-168608 THRU	
TOOL ACC.	COM. REC. 22563-8	A S MEYER 4-24-57				NONE		10-168640	

SEE SHEET 2.
NOTES: REF SYMBOL

REL	32500-157	WAS	DATE	D'MAN	APPD.
1	33750-57	SEE SHEET I	1-21-58	MOORE	
2	35826-4	SEE SHEET I	8-30-59	BARTKOW	
A1	36200-27	SEE SHEET I	2-11-60	MAKOWSKI	
A2	36525-325	SEE SHEET I	3-17-60	MAKOWSKI	
A3	36525-448	SEE SHEET I	7-5-60	PAWLICK	
A4	42525-45	SEE SHEET I	10-26-63	MALLAR	

A5
A6
B
SEE SHEET I FOR ALL CHANGES

ASSEMBLY NO.	MS NO.	DIMENSIONS								DETAILS			ACCESSORY
		A THREAD CLASS 2B	G +.047 -.000	D	J ±.005	Q DIA MAX	V THREAD (PLATED) CLASS 2A	Z ±.045	SHELL	COUPLING NUT	ADAPTER	GROMMET RETAINING NUT	
10-168608 -	3106 A 8S -	.5000-28 UNEF	.531	.859 ±.030	.531	.741	.5000-28 UNEF		.562	10-37266 - 8	10-37265 - 8	10-37267 - 8	10-37269 - 8
10-168610 -	10S -	.6250-24 NEF	.531	.937 ±.030	.531	.869	.5000-28 UNEF			10-37266-10	10-37265 -10	-10	-10
10-168611 -	10SL -	.6250-24 NEF	.531	.937 ±.025	.531	.946	.6250-24 NEF			10-113488-11 (SHELL ASSY)		-12	-12
10-168612 -	12S -	.7500-20 UNEF	.531	.937 ±.030	.531	.995				10-37266-12	10-37265 -12	-12	-12
10-168613 -	12 -	.7500-20 UNEF	.719	1.124 ±.030	.719	.995			.812	-13	-13	-13	-13
10-168614 -	14S -	.8750-20 UNEF	.531	.937 ±.030	.531	1.123	.7500-20 UNEF		.562	-14	-14	-14	-14
10-168615 -	14 -	.8750-20 UNEF	.719	1.124 ±.030	.719	1.123	.7500-20 UNEF		.812	-15	-15	-15	-15
10-168616 -	16S -	1.0000-20 UNEF	.531	.937 ±.030	.531	1.250	.8750-20 UNEF		.562	-16	-16	-16	-16
10-168617 -	16 -	1.0000-20 UNEF	.719	1.124 ±.030	.719	1.250	.8750-20 UNEF		.812	-17	-17	-17	-17
10-168618 -	18 -	1.1250-18 NEF		1.219 ±.030		1.333	1.0000-20 UNEF			-18	-18	-18	-18
10-168620 -	20 -	1.2500-18 NEF		1.125 ±.030		1.461	1.1875-18 NEF			-20	-20	-20	-20
10-168622 -	22 -	1.3750-18 NEF		1.219 ±.030		1.588	1.1875-18 NEF			-22	-22	-22	-22
10-168624 -	24 -	1.5000-18 NEF		1.251 ±.030		1.715	1.4375-18 NEF			-24	-24	-24	-24
10-168628 -	28 -	1.7500-18 NS		1.470 ±.030		1.968	1.4375-18 NEF			-28	-28	-28	-28
10-168632 -	32 -	2.0000-18 NS		1.439 ±.030		2.209	1.7500-18 NS			-32	-32	-32	-32
10-168636 -	36 -	2.2500-16 UN		1.500 ±.030		2.463	2.0000-18 NS			-36	-36	-36	-36
10-168640 -	40 -	2.5000-16 UN		1.469 ±.030		2.718	2.2500-16 UN			-40	-40	-40	-40

10-168608 THRU
10-168640



1. THE UNITS ILLUSTRATED MEET THE REQUIREME OF MS3016A, PER SPEC MIL-C-5015(D).
2. DIMENSIONS MUST BE MAINTAINED WHEN INSERTS ARE PRESSED FIRMLY AGAINST INDICATED SHOULDER.
3. FOR CONTACT SIZE, SPACING, & SERVICE RATING, SEE DRAWINGS MS33680 THRU MS33690.
4. INCREASE Z DIMENSION BY .312 FOR SIZE "O" CONTACT ONLY.
5. TO COMPLETE ASSEMBLY NUMBER & MS NUMBER, ADD APPLICABLE INSERT ARRANGEMENT SUFFIX TO BASE NUMBERS LISTED ABOVE. (FOR ALTERNATE ARRANGEMENTS, REFER TO 9-2437.) TO DETERMINE DESIRED INSERT ARRANGEMENT, SEE PARTS LISTS 10-168608 THRU 10-168640.
6. SEE WORK ORDER FOR PERMISSIBLE ADDITIONAL OR ALTERNATE STAMPING.
7. SEE DRAWINGS 10-168008 THRU 10-168040 10-168208 THRU 10-168240 FOR REQUIRED MATING RECEPTACLE ASSEMBLIES.
8. ALL LOCKWIRE HOLES ARE .045 DIA MIN.
9. ADAPTER MUST BE REMOVED WHEN GROMMET RETAINING NUT IS USED.
10. INSERTS AND CONTACTS ARE REMOVABLE.
- 11.
12. FOR PART NUMBERS 10-168617-13, 10-168618-15, & 61 - SEE INDIVIDUAL DRAWINGS 10-168617-13, 10-168618-15, & 61-00000.
13. FOR DIMENSIONS AND STAMPING ON ALL ARRANGEMENTS WITH SUFFIX -50 OR ABOVE SEE INDIVIDUAL DRAWING OF SAME SHELL SIZE & SUFFIX IN 10-41600 SERIES.

MATERIAL SPEC.		PROCESS SPEC. TEST 9-3106-5		SCINTILLA MAGNETO DIVISION BENDIX AVIATION CORPORATION SIDNEY, N. Y., U.S.A.				TOLERANCES UNLESS OTHERWISE SPECIFIED	
HEAT TREAT SPEC.		ASSY 9-3103-1						NAME CONNECTOR ELECTRICAL PLUG, TYPE C()MC	
TOOL ACC.		9-2811, 9-2437 9-3895		D'MAN CHECKER MAT. ST'DS CH. D'MAN APPROVED SCALE		DECIMALS ± .010	CONCENTRICITY		
		CON. REC. 21649-4 4-25-57 59.57		ASMEY BALANTIC		SURFACE ROUGHNESS MICRO-INCHES RMS VALUE MAX		WEIGHT-LBS SEE PARTS LIST	
				5-10-57 5-1-57		NEXT ASSEMBLY		SUPERSEDES AND IS NOT INTERCHANGEABLE	
				NONE		SUPERSEDED BY		10-168608 THRU 10-168640	
				DWG SIZE C		REF.		10-168608/40	
				CODE 77820		TAB.		SHEET 2 OF 2	