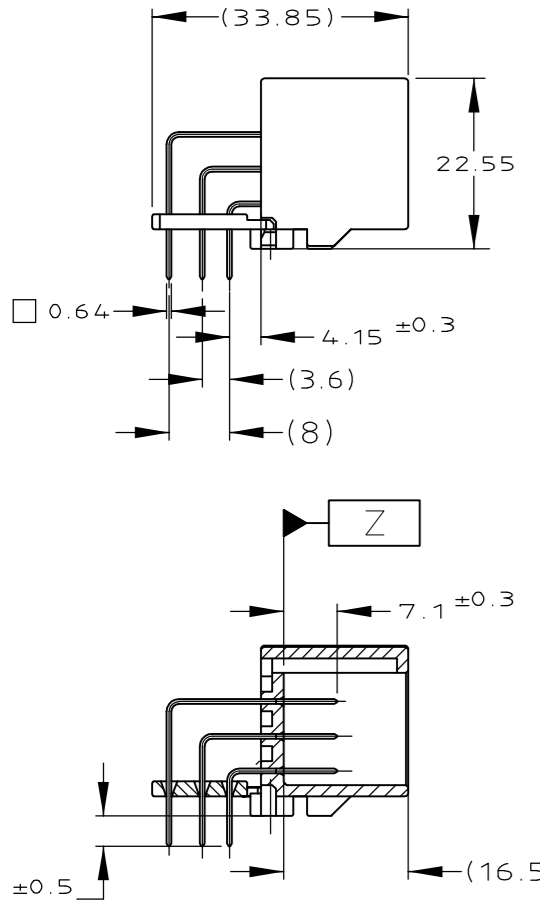
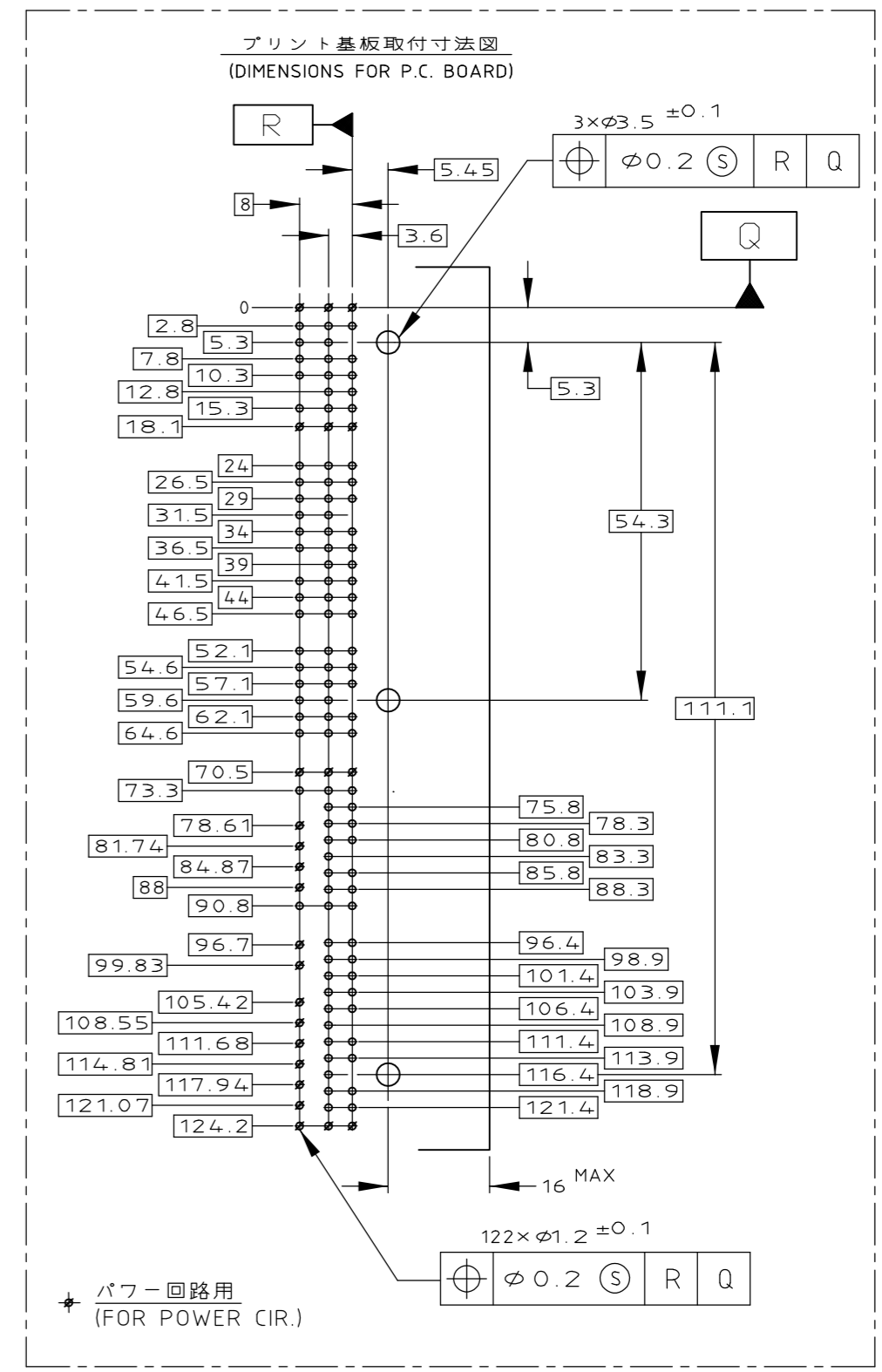
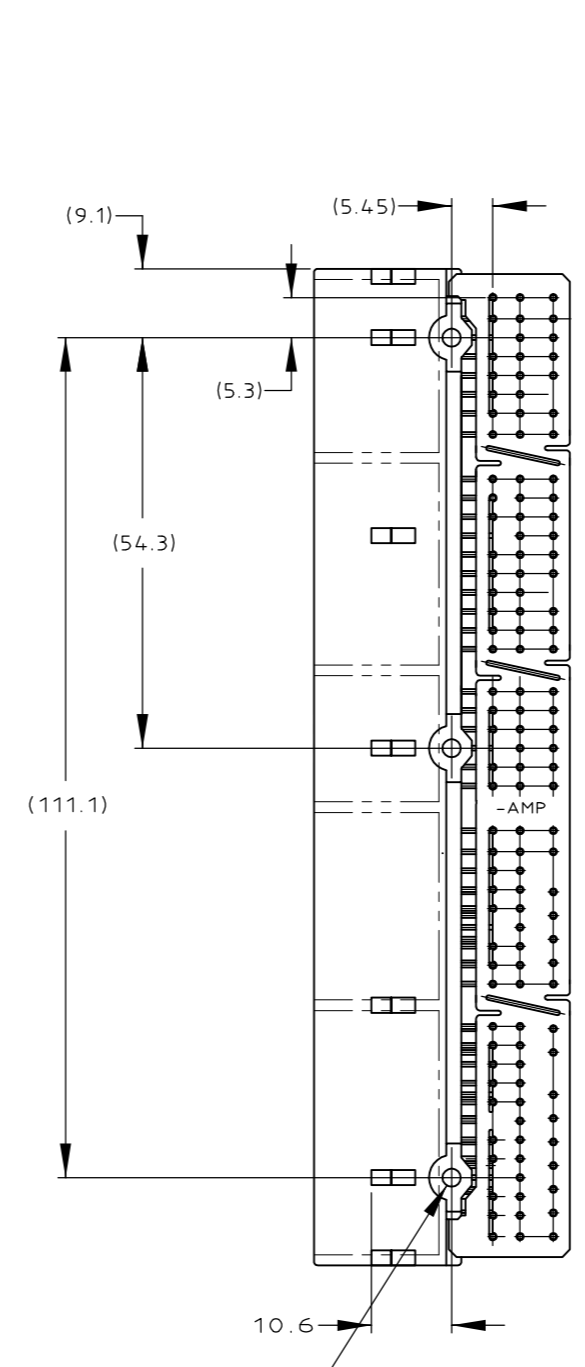
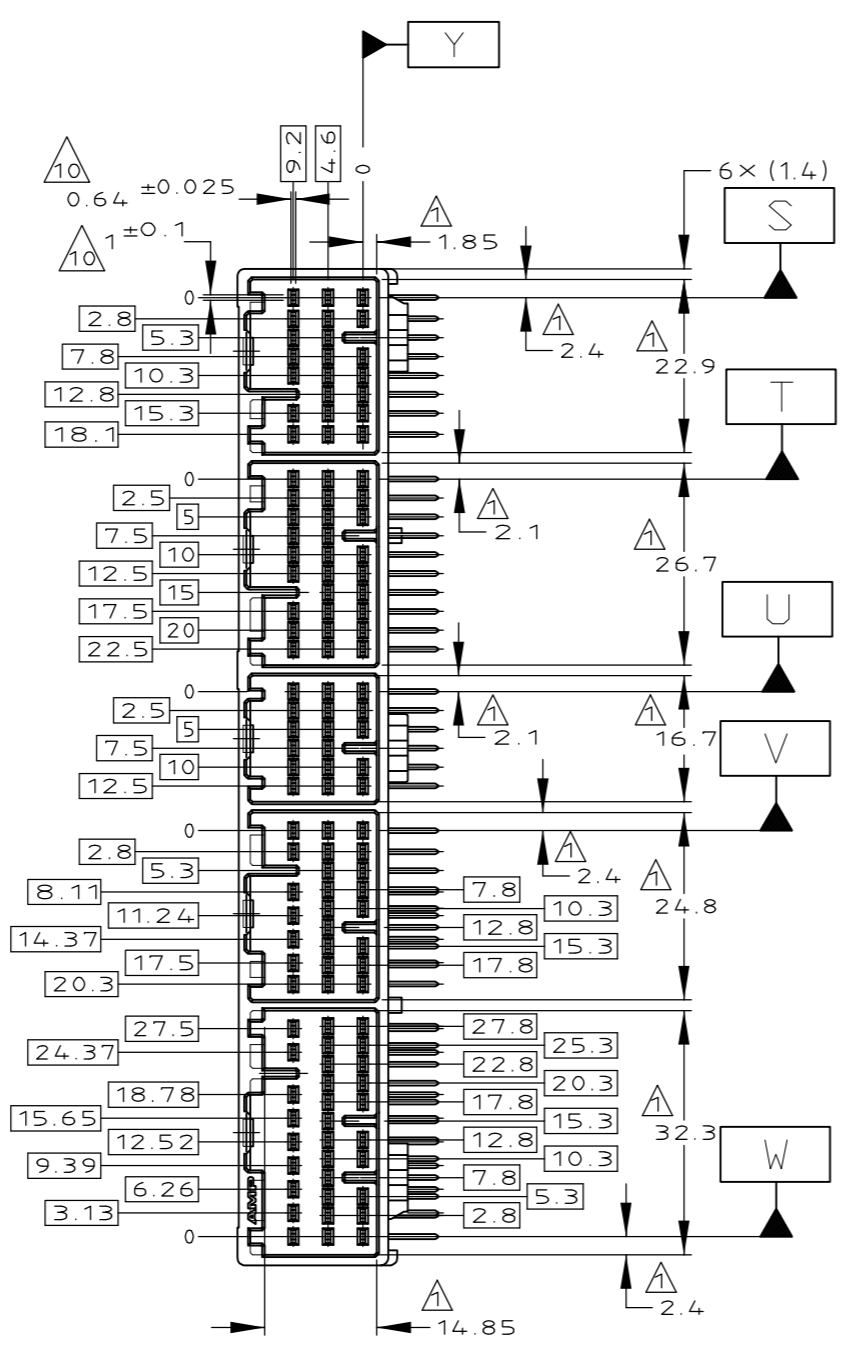
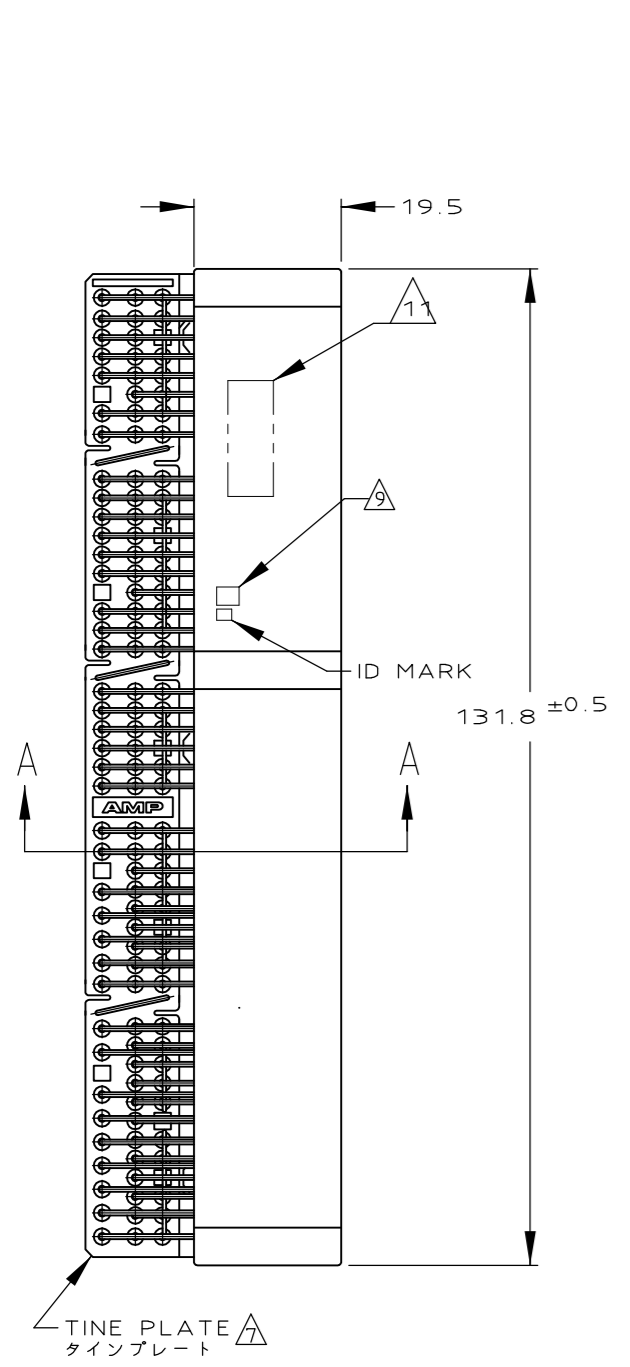
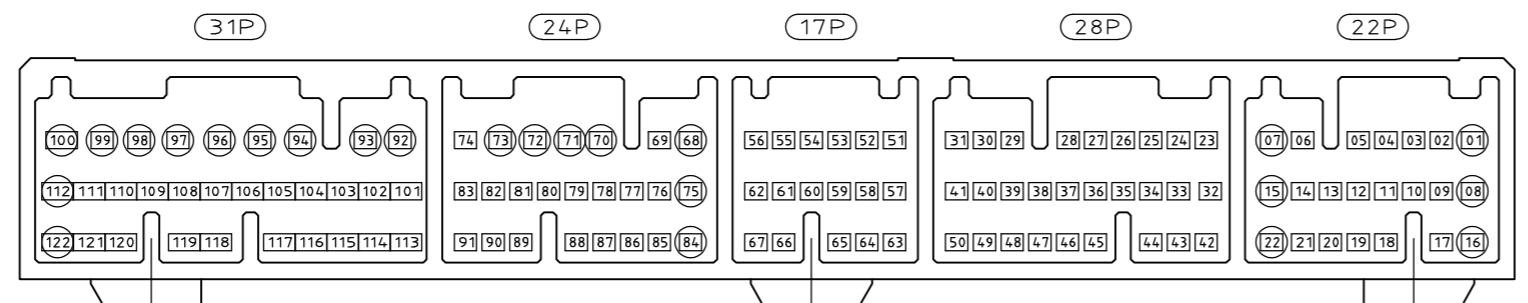


THIS DRAWING IS UNPUBLISHED. RELEASED FOR PUBLICATION JUL, 1996.
 © COPYRIGHT 1996 By - ALL RIGHTS RESERVED.

LOC	DIST	REVISIONS					
		P	LTR	DESCRIPTION	DATE	DWN	APVD
J		J1	REVISED	ECR-15-009247	18JUN2015	KF	RK



- △ Z面より7.5mmの位置で測定
- △ パワ-回路(24極); FIG 1参照
- △ 回路番号; FIG 1参照
- 4. 嵌合相手ハウジング型番
17P; 353027, 22P; 353028, 24P; 353029
28P; 353030, 31P; 353031
- 5. 推奨取付ねじ: JIS B1115、B1122タッピング
ねじ、なべ2種、呼び径3、長さ6以下
- 6. ねじ締付トルク: 0.392N・m MAX
- △ タインプレートの色は、自然色
- △ 外箱は段ボール箱仕様
- △ コンタクト仕上識別用マーク; 表参照
- △ 0.4φZ[Y]DTM、ただし、
TOP OF POST
3次DTMについては、[S]、[T]、[U]、[V]、[W]
を各々のブロック毎に適用する
- △ 製造DATE CODEが印字される可能性がある。
- △ MEASURED AT THE SECTION 7.5mm FROM Z.
- △ POWER CIRCUITS (24); SEE FIG 1
- △ CIRCUIT NUMBERS; SEE FIG 1
- 4. PART NO OF PLUG HOUSINGS TO BE MATED
17P; 353027, 22P; 353028, 24P; 353029
28P; 353030, 31P; 353031
- 5. RECOMMENDED SCREW: PAN-HEADED,
TYPE 2 TAPPING SCREW
OF 3DIA X 6LEN(MAX) (JIS B1115, B1122).
- 6. FASTENING TORQUE FOR SCREW: 0.392N・m MAX.
- △ TINE PLATE COLOR; NATURAL
- △ OUTER PACKING; CARTON BOX
- △ MARKING FOR DISCERNMENT OF THE CONTACTS FINISH;
SEE TABLE
- △ 0.4φZ[Y]DTM
TOP OF POST
TO BE POSSIBLE TO MARK MANUFACTURING DATE
CODE LOCATED APPROXIMATELY AS SHOWN.



△ FIG 1 CIRCUIT NUMBERS △ : パワ-回路用 (FOR POWER CIRCUIT)

108-5529	58	WHITE	SELECTIVE-TIN (MATTE)	SELECTIVE GOLD × 122	1~122	BLACK	5353015-2	
	SEE 2-5353015-1 (2-5353015-1 参照)							9-5353015-1
108-5529	58	(無色) COLORLESS	SELECTIVE-TIN (MATTE)	SELECTIVE GOLD × 122	1~122	NATURAL	8-5353015-1 △	
	52	BLACK	SELECTIVE-TIN (MATTE)	SELECTIVE GOLD × 62 SELECTIVE TIN(BRIGHT) × 60	4-6,10-14,17-21,30,32,36,40,41, 43-45,47,49,50,54,55,60,61,65,67 69,76-83,85-91,101-109,113-119	NATURAL	2-5353015-1	
OBSOLETE	-108-5529	SEE CUSTOMER DRAWING 9-353015-1						9-353015-1
OBSOLETE	-108-5529	8		TIN-LEAD	SELECTIVE GOLD × 122	1~122	NATURAL	8-353015-1 △
108-5529	2	BLACK		TIN-LEAD	SELECTIVE GOLD × 62	4-6,10-14,17-21,30,32,36,40,41, 43-45,47,49,50,54,55,60,61,65,67 69,76-83,85-91,101-109,113-119	NATURAL	2-353015-1
	10	(無色) COLORLESS	SELECTIVE-TIN (MATTE)	PRE-TIN × 60	SELECTIVE GOLD × 122	1~122	BLACK	353015-4
108-5673	11	(無色) COLORLESS	PRE-TIN × 122				NATURAL	353015-3
108-5529	8	WHITE	TIN-LEAD	SELECTIVE GOLD × 122	1~122	BLACK	353015-2	
PRODUCT SPEC	記号 SYM	色 COLOR	半田付け部 SOLDERING SIDE	接触部側 CONTACT SIDE	金めっき回路NO. AU CIRCUIT NO.		色 (COLOR)	型番 (PART NO)
製品規格	△	マ-キ-ン-グ MARKING	コンタクト仕上 FINISH OF TAB		△			

THIS DRAWING IS A CONTROLLED DOCUMENT.

DIMENSIONS:	TOLERANCES UNLESS OTHERWISE SPECIFIED:	DWN	25DECOO
mm	一般公差: ±0.3	CHK	25DECOO
	0 PLC ±	N.SAI	
	1 PLC ±	APVD	25DECOO
	2 PLC ±	N.SAI	
	3 PLC ±	PRODUCT SPEC	
	4 PLC ±	APPLICATION SPEC	
	ANGLES ± 3°	SEE TABLE	
MATERIAL	FINISH	114-5217	
PBT,COPPER ALLOY	SEE TABLE	WEIGHT	40.91 g
		CUSTOMER DRAWING	

TE Connectivity

040 III HIGH DENSITY CONNECTOR
122P CAP HOUSING ASSY

SIZE: A2 CAGE CODE: 00779 DRAWING NO: C=353015

SCALE: 1:1 SHEET: 1 OF 1 REV: J1