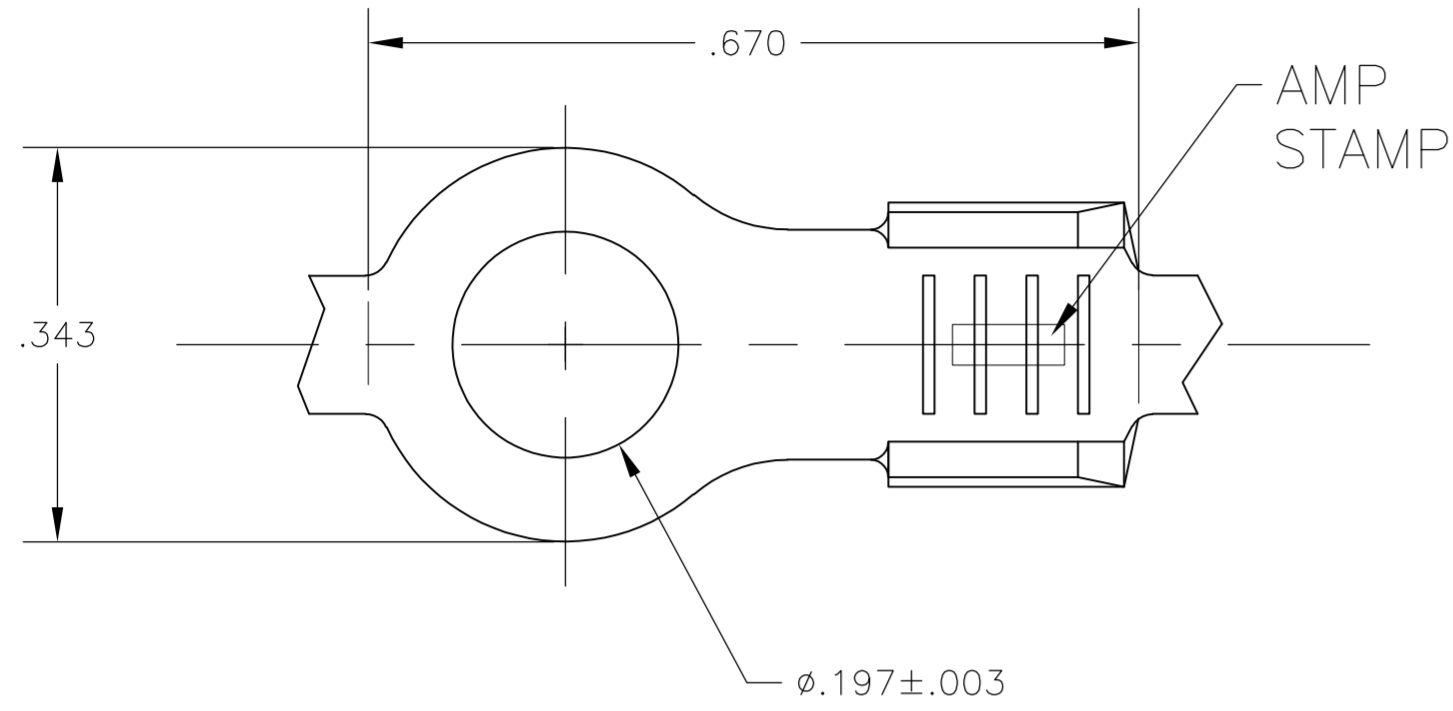
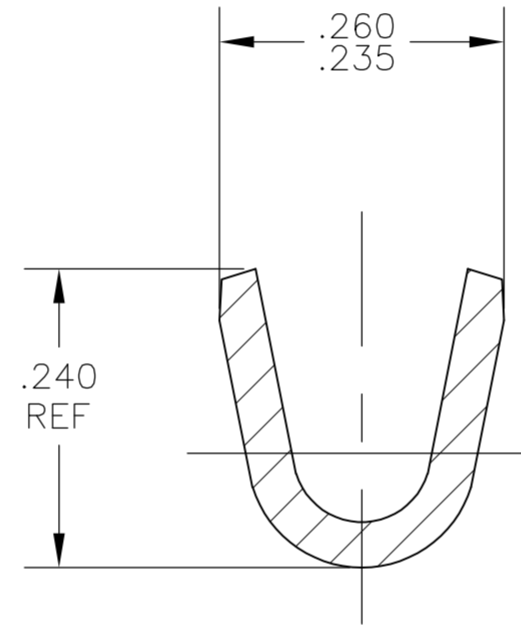
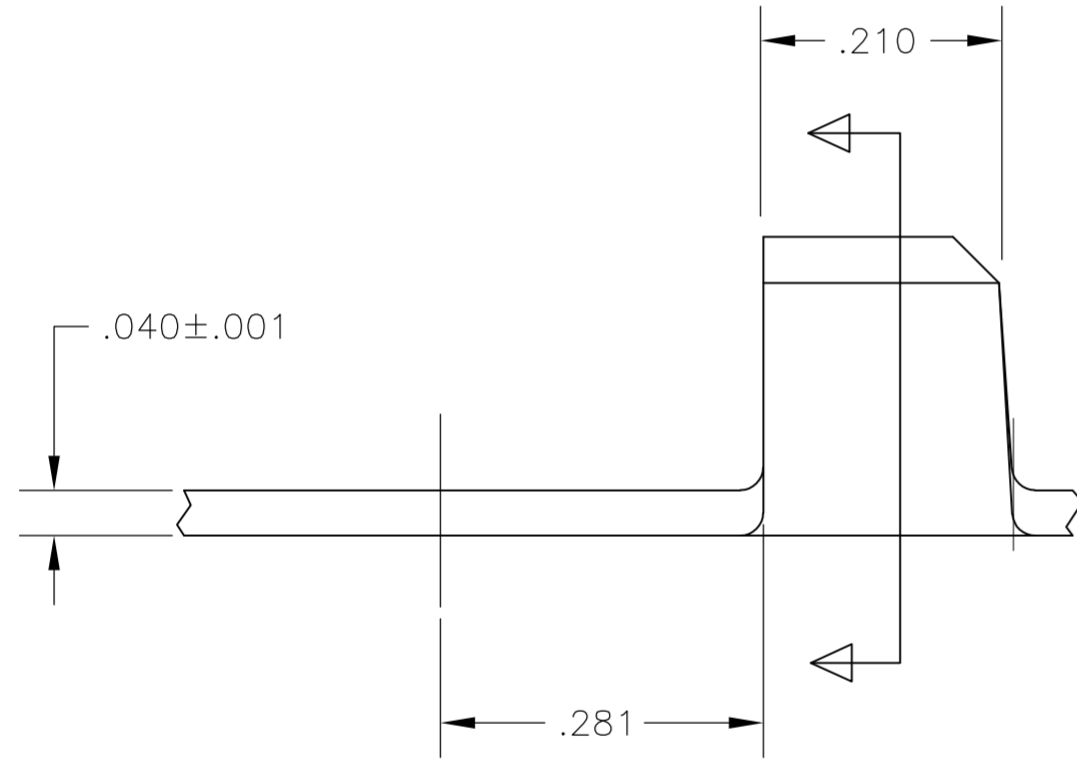


THIS DRAWING IS UNPUBLISHED. RELEASED FOR PUBLICATION
 © COPYRIGHT 64 BY TYCO ELECTRONICS CORPORATION. ALL INTERNATIONAL RIGHTS RESERVED.

LOC	DIST	REVISIONS			
P	LTR	DESCRIPTION	DATE	DWN	APVD
AF	50				
		AB	REVISED PER ECR-08-007819	19NOV08	HMR DD



- 1 CONTINUOUS STRIP ON REELS.
- 2 TIN PLATING.



12-10 AWG	2	40524
WIRE RANGE	FINISH	PART NUMBER

THIS DRAWING IS A CONTROLLED DOCUMENT.		DWN 14FEB2002 MICHAEL S. FEHER	Tyco Electronics Corporation Harrisburg, PA 17105-3608	
DIMENSIONS: INCHES		CHK 14FEB2002 DONALD F. DECKER	NAME TERMINAL, RING #10 STUD	
TOLERANCES UNLESS OTHERWISE SPECIFIED: 0 PLC ± - 1 PLC ± - 2 PLC ± - 3 PLC ± .010 4 PLC ± - ANGLES ± 1°		APVD 14FEB2002 DONALD F. DECKER	PRODUCT SPEC APPLICATION SPEC	
MATERIAL O82 BRASS	FINISH SEE TABLE	WEIGHT -	SIZE A2	CAGE CODE 00779
CUSTOMER DRAWING		SCALE 6:1	DRAWING NO C=40524	RESTRICTED TO -
		SHEET 1 of 1	REV AB	