

THIS DRAWING IS UNPUBLISHED. RELEASED FOR PUBLICATION

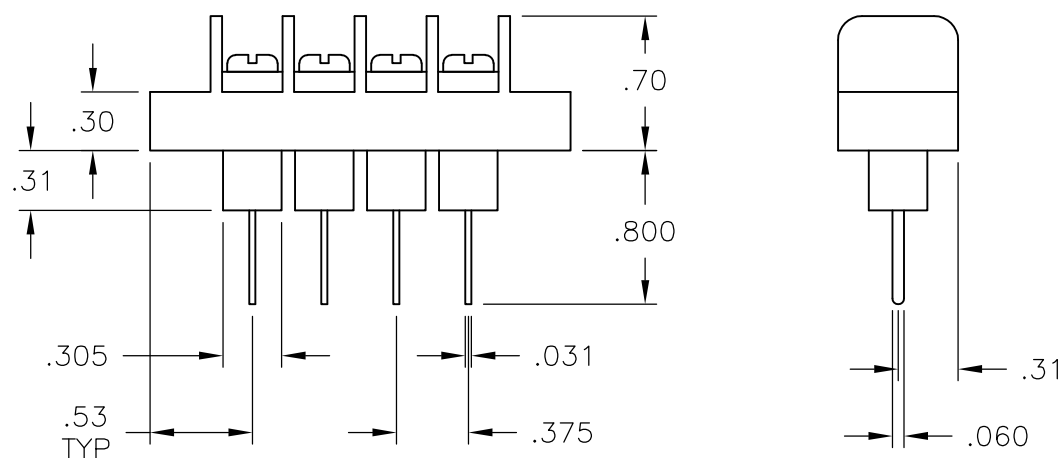
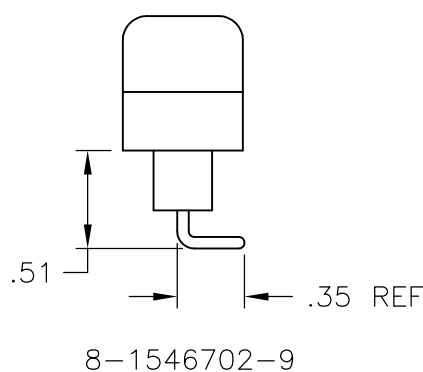
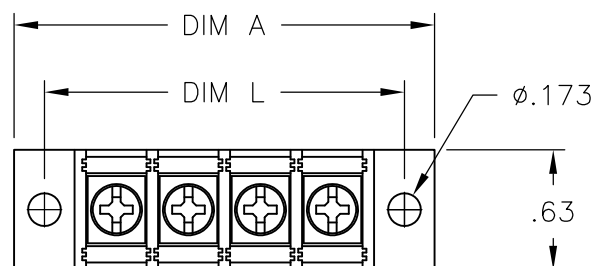
© COPYRIGHT BY TYCO ELECTRONICS CORPORATION. ALL RIGHTS RESERVED.

LOC FT	DIST 0	REVISIONS			
P	LTR	DESCRIPTION	DATE	DWN	APVD
	C	REVISED PER ECO-10-013617	26JUL10	HMR	CR

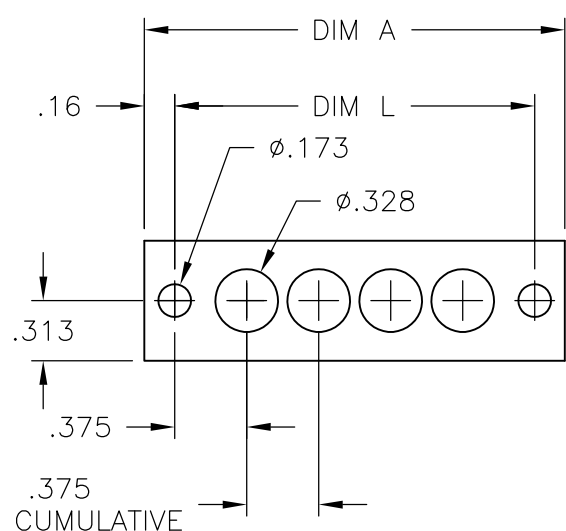
MATERIALS:
 HOUSING: THERMOPLASTIC, UL94V-0, BLACK.
 TERMINALS: BRIGHT TIN OVER COPPER ALLOY.
 SCREWS: 6-32, STEEL, ZINC PLATING W/ CLEAR CHROMATE.

ELECTRICAL:
 RATED CURRENT UL/CSA:
 CLASS C: 20A, 300V.
 CLASS D: 5A, 600V.
 WIRE RANGE: 12-22 AWG.

MECHANICAL:
 RECOMENDED TORQUE: 7 IN-LB.
 OPERATING TEMP.: 105°C MAX.



9.000	9.314	23	JC6-W307-23	7-1546702-1
8.625	8.939	22	JC6-W307-22	7-1546702-0
8.250	8.564	21	JC6-W307-21	6-1546702-9
7.875	8.189	20	JC6-W307-20	6-1546702-8
7.500	7.814	19	JC6-W307-19	6-1546702-7
7.125	7.439	18	JC6-W307-18	6-1546702-6
6.750	7.064	17	JC6-W307-17	6-1546702-5
6.375	6.689	16	JC6-W307-16	6-1546702-4
6.000	6.314	15	JC6-W307-15	6-1546702-3
5.625	5.939	14	JC6-W307-14	6-1546702-2
5.250	5.564	13	JC6-W307-13	3-1437666-4
4.875	5.189	12	JC6-W307-12	6-1546702-1
4.500	4.814	11	JC6-W307-11	6-1546702-0
4.125	4.439	10	JC6-W307-10	3-1437666-3
3.750	4.064	9	JC6-W307-09	3-1437666-2
3.375	3.689	8	JC6-W307-08	3-1437666-1
3.000	3.314	7	JC6-W307-07	3-1437666-0
2.625	2.939	6	JC6-W307-06	2-1437666-9
2.250	2.564	5	JC6-W307-05	5-1546702-9
1.875	2.189	4	JC6-W307-04	2-1437666-8
1.500	1.814	3	JC6-W307-03-190	8-1546702-9
1.500	1.814	3	JC6-W307-03	2-1437666-7
1.125	1.439	2	JC6-W307-02	2-1437666-6
DIM. L	DIM. A	NO. OF POS.	CATALOG NUMBER	TE PART NO.



MOUNTING PANEL LAYOUT

THIS DRAWING IS A CONTROLLED DOCUMENT.		DWN S SCHLEGEL 17JUN02	Tyco Electronics Corporation Harrisburg, Pa 17105-3608													
DIMENSIONS: INCHES		CHK S. YODER 6/17/02	NAME													
TOLERANCES UNLESS OTHERWISE SPECIFIED:		APVD S. YODER 6/17/02	JC6-W307-XX ASSEMBLY													
<table border="0"> <tr><td>0 PLC</td><td>± -</td></tr> <tr><td>1 PLC</td><td>± -</td></tr> <tr><td>2 PLC</td><td>± .01</td></tr> <tr><td>3 PLC</td><td>± .005</td></tr> <tr><td>4 PLC</td><td>± -</td></tr> <tr><td>ANGLES</td><td>± -</td></tr> </table>		0 PLC	± -	1 PLC	± -	2 PLC	± .01	3 PLC	± .005	4 PLC	± -	ANGLES	± -	PRODUCT SPEC -	SIZE A3	CAGE CODE 00779
0 PLC	± -															
1 PLC	± -															
2 PLC	± .01															
3 PLC	± .005															
4 PLC	± -															
ANGLES	± -															
MATERIAL -	FINISH -	APPLICATION SPEC -	DRAWING NO C-2-1437666-6	RESTRICTED TO -												
CUSTOMER DRAWING			SCALE NTS	SHEET 1 OF 1												
			REV C													