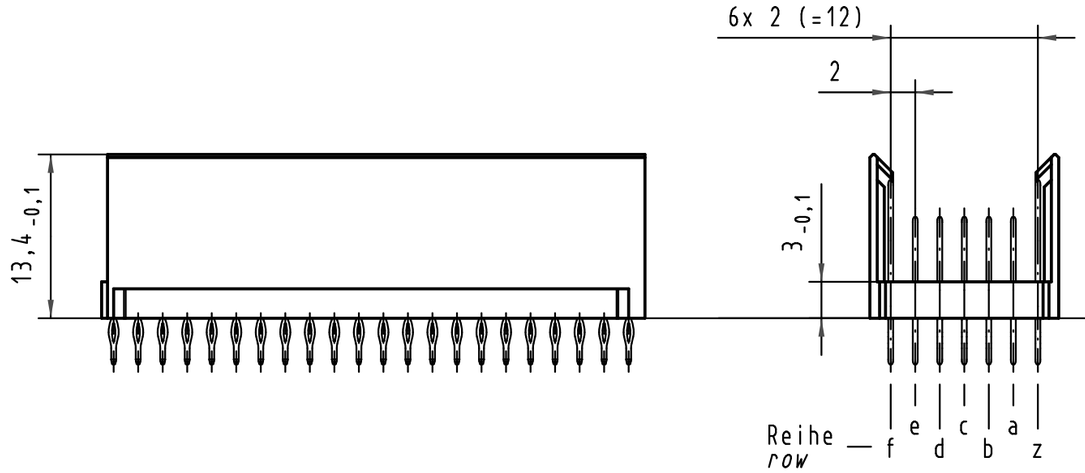

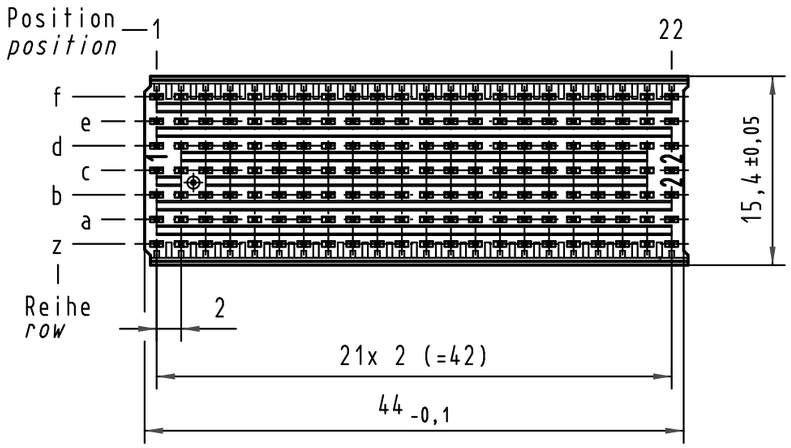

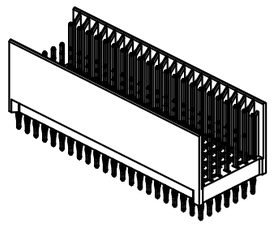

Kontakt-Maße
contact dimensions

(Längen der Steck- und Anschlußseite gelten für eingepreßte Steckverbinder)
(mating and termination length of contacts apply to pressed in connectors)

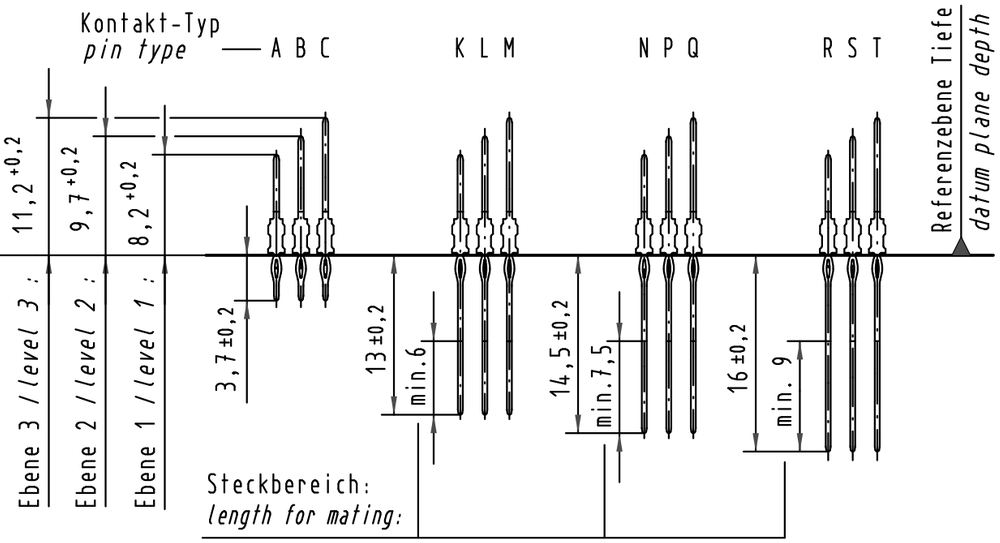

Kontaktbelegung
contact loading

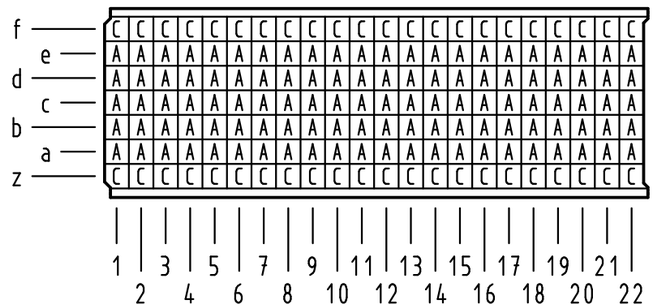

Lochbild
board drillings

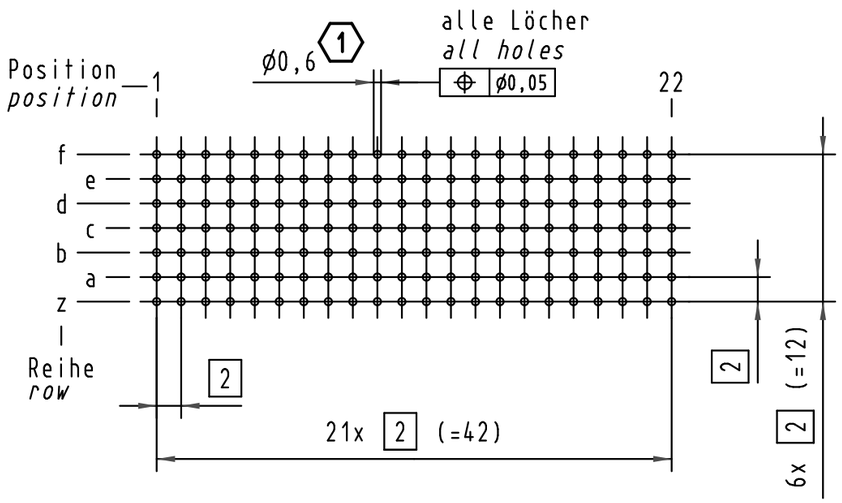

1 Empfohlener Lochaufbau und weitere Informationen siehe: DS 17 00 110 0101
recommended configuration of plated through holes and further information see: DS 17 00 110 0101

17 04 154 4201	S4
17 04 154 2201	2
17 04 154 1201	1
Bestell-Nr. *part-no.*	Anforderungsstufe *performance level* 1

All Dimensions in mm Original Size DIN A 3			Techn. Character.			
				Dat.	Name	Maßstab/*Scale*
			Detail.	10.08.98	Hl.	2 : 1
35965	07.01.10	Hage.	Insp.	10.08.98	Wei.	
34337	13.06.07	Hage.	Stand.			
28489	19.03.01	Hl.				
24595						
Mod.	Dat.	Name				

HARTING Electronics GmbH & Co. KG
D-32339 ESPELKAMP

Nicht tolerierte Maße/*Free size tolerances*
IEC 61076-4-101

har-bus HM Messerleiste Typ B-22
154pol.,Anschlußlänge 3,7mm
har-bus HM male connector type B-22
154pol.,termination length 3,7mm

TB 17 04 154 x201

Blatt/*page* /

Sub.

Alle Rechte vorbehalten/ *All rights reserved*