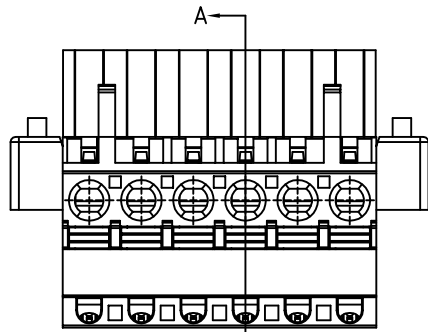
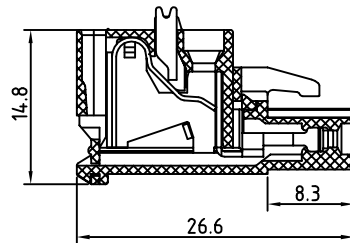
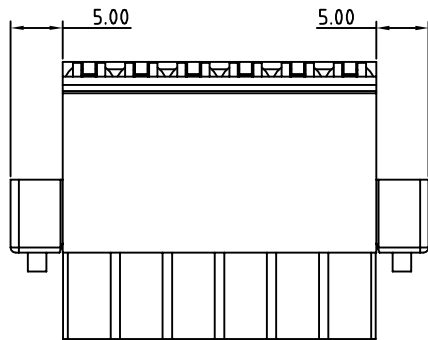
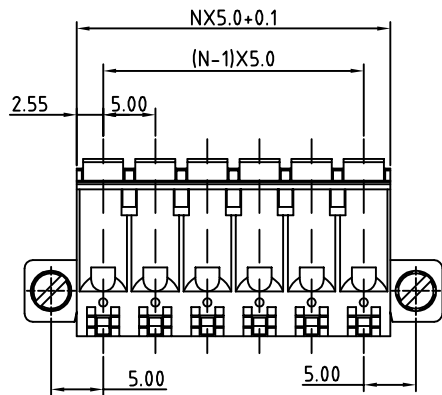


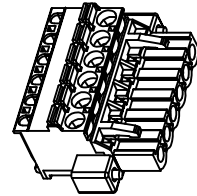
SIGN	DATE	DESCRIPTION	APPROVER
		THIS IS CAD DRAWING, DO NOT REVISE MANUALLY!!!	



N=Number of poles



SECTION A-A



Material

- Terminal body(Contact pin) : PhBz,tin plated
- Wire guard : Stainless steel
- Flange screw : Steel, Zinc plated M 2.5
- Insulator (housing): Thermoplastic (UL94V-0)

Electrical

- Voltage rating: 300V
- Current rating: 10A
- Solid wire(AWG): 12-26
- Stranded wire(AWG): 12-26
- Wire strip length: 6-7mm
- Withstanding Voltage: 1.6KV
- Operating temperature: -30°C to +105°C

RoHS Compliant

PART NUMBER:

OSTH4XX705C

- | | | |
|--------------|-----|------------------|
| No. of Poles | 0 | Black |
| 02: 2 Poles | 5 | Green (Standard) |
| 03: 3 Poles | 6 | Blue |
| ... | ... | ... |
| 24: 24 Poles | 8 | Grey |

THESE DRAWINGS AND SPECIFICATIONS ARE THE PROPERTY OF ON-SHORE TECHNOLOGY, INC. AND SHALL NOT BE REPRODUCED, COPIED OR USED IN ANY MANNER WITHOUT THE PRIOR WRITTEN CONSENT OF ON-SHORE TECHNOLOGY, INC.



TITLE		OSTH4 5.0mm series hook on entry side with flange 2p-24p					
PART NO.		OSTH4XX705C		DWG NO.		OSTH4XX705C.DWG	
APPROVED		CHECKED	DESIGNED	DRAWN	CUST NO.		Tolerance
Shi Jun 2006.11.16		Shi Jun 2006.11.16	Aaron 2006.09.02	Aaron 2006.09.02			X. ±0.50
						UNIT: mm	
						SCALE: NONE	
				SHEET: 01/01		REV: B	
						X.XX ±0.10	
						X* ±1*	