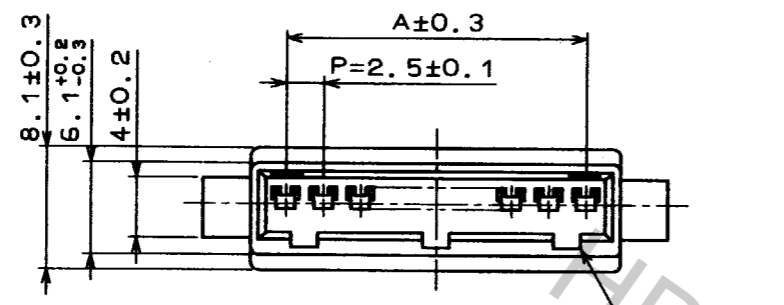
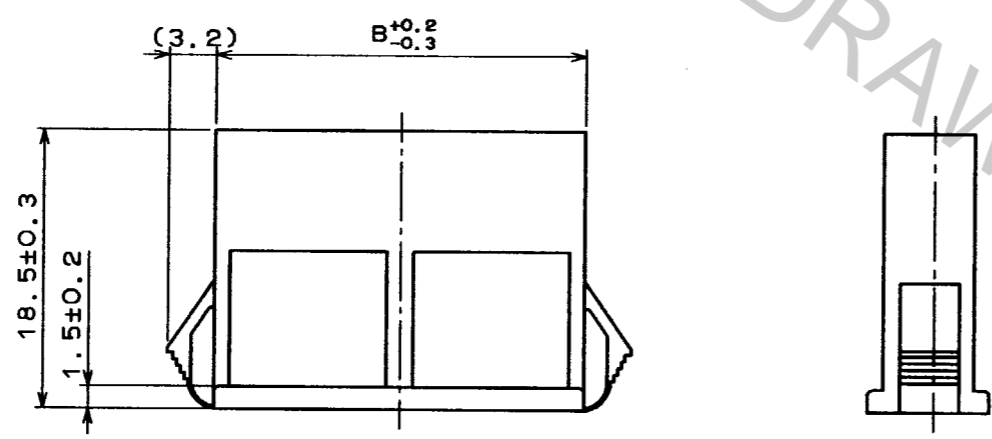
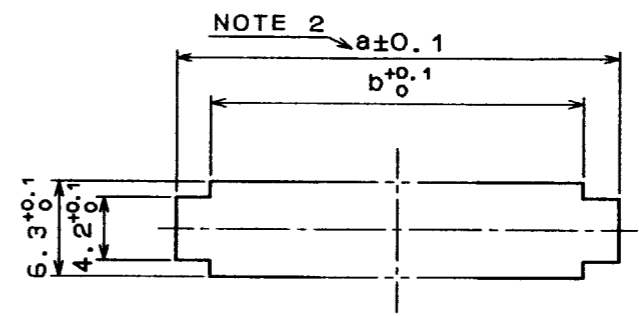


Apr.1.2017 Copyright 2017 HIROSE-ELECTRIC CO., LTD. All Rights Reserved.

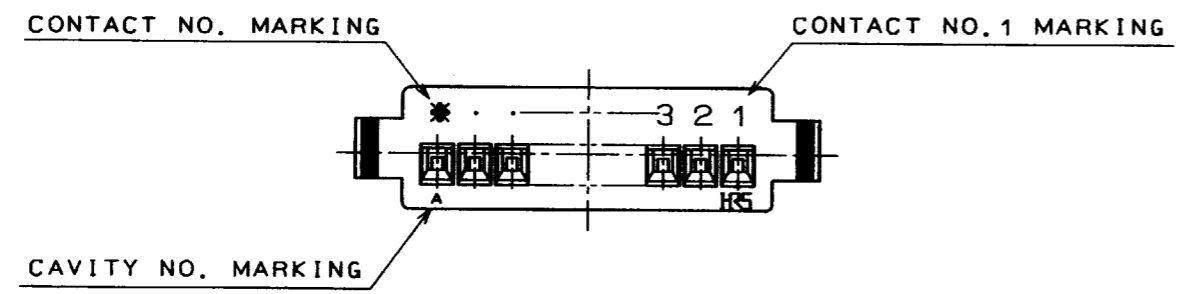
COUNT	DESCRIPTION OF REVISIONS	BY	CHKD	DATE	COUNT	DESCRIPTION OF REVISIONS	BY	CHKD	DATE



< PANEL CUT-OUT >



CL No.	PART No.	A	B	PANEL CUT-OUT			
				PANEL THICKNESS			b
				0.5-1.2	1.3-1.6	1.7-2.0	
CL541-0700-9	DF1BA- 2EP-2.5RC	2.5	7.1	11.2	11.9	12.6	7.3
CL541-0701-1	DF1BA- 3EP-2.5RC	5.0	9.6	13.7	14.4	15.1	9.8
CL541-0702-4	DF1BA- 4EP-2.5RC	7.5	12.1	16.2	16.9	17.6	12.3
CL541-0703-7	DF1BA- 5EP-2.5RC	10.0	14.6	18.7	19.4	20.1	14.8
CL541-0704-0	DF1BA- 6EP-2.5RC	12.5	17.1	21.2	21.9	22.6	17.3
CL541-0705-2	DF1BA- 7EP-2.5RC	15.0	19.6	23.7	24.4	25.1	19.8
CL541-0706-5	DF1BA- 8EP-2.5RC	17.5	22.1	26.2	26.9	27.6	22.3
CL541-0707-8	DF1BA- 9EP-2.5RC	20.0	24.6	28.7	29.4	30.1	24.8
CL541-0708-0	DF1BA-10EP-2.5RC	22.5	27.1	31.2	31.9	32.6	27.3
CL541-0709-3	DF1BA-11EP-2.5RC	25.0	29.6	33.7	34.4	35.1	29.8
CL541-0710-2	DF1BA-12EP-2.5RC	27.5	32.1	36.2	36.9	37.6	32.3
CL541-0711-5	DF1BA-13EP-2.5RC	30.0	34.6	38.7	39.4	40.1	34.8
CL541-0713-0	DF1BA-15EP-2.5RC	35.0	39.6	43.7	44.4	45.1	39.8



NOTES 1: CONCAVE PORTION TO PREVENT CONNECTOR MISINSERTION SHALL BE APPLIED ONE AT THE CENTER FOR 2 CONTACTS, TWO AT BOTH ENDS FOR 3 TO 6 CONTACTS AND 3 FOR ANOTHER NUMBER OF CONTACT AS THE FIGURE SHOWN.

2: WHEN YOU MOUNT DF1BA RELAY SOCKET ON A PANEL, PLEASE TAKE NOTE OF DIMENSIONS 'a', INDICATED IN THE TABLE ABOVE. BECAUSE THE CUT-OUT DIMENSION DEPENDS ON PANEL THICKNESS. THE PANEL CUT-OUT SHALL BE FREE FROM BURR.

TO

1		POLYAMIDE		NATURAL(WHITE) UL94V-0	
NO.	MATERIAL	FINISH, REMARKS	NO.	MATERIAL	FINISH, REMARKS
CODE NO. (OLD)			DRAWN	DESIGNED	CHECKED
			R. SASAKI	M. Tanaka	J. Oma
			951011	95.10.23	95.10.23
DRAWING NO.			PART NO.		
EDC3-160595			DF1BA- <del>*</del> EP-2.5RC		
SCALE			CODE NO. CODE NO. SHALL BE IN ACCORDANCE WITH TABLE.		
2:1			1/1		
UNITS					
mm					

**HRS** HIROSE ELECTRIC CO., LTD.