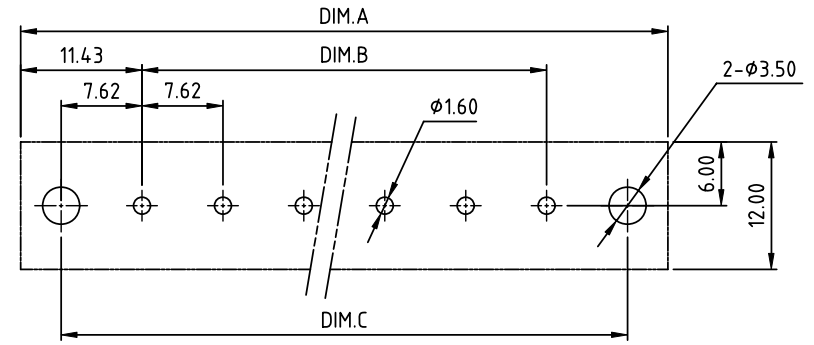
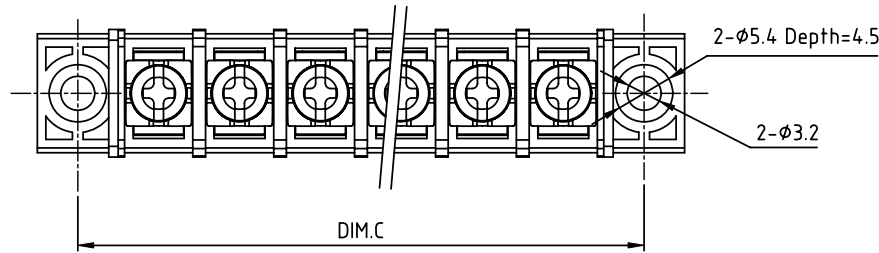
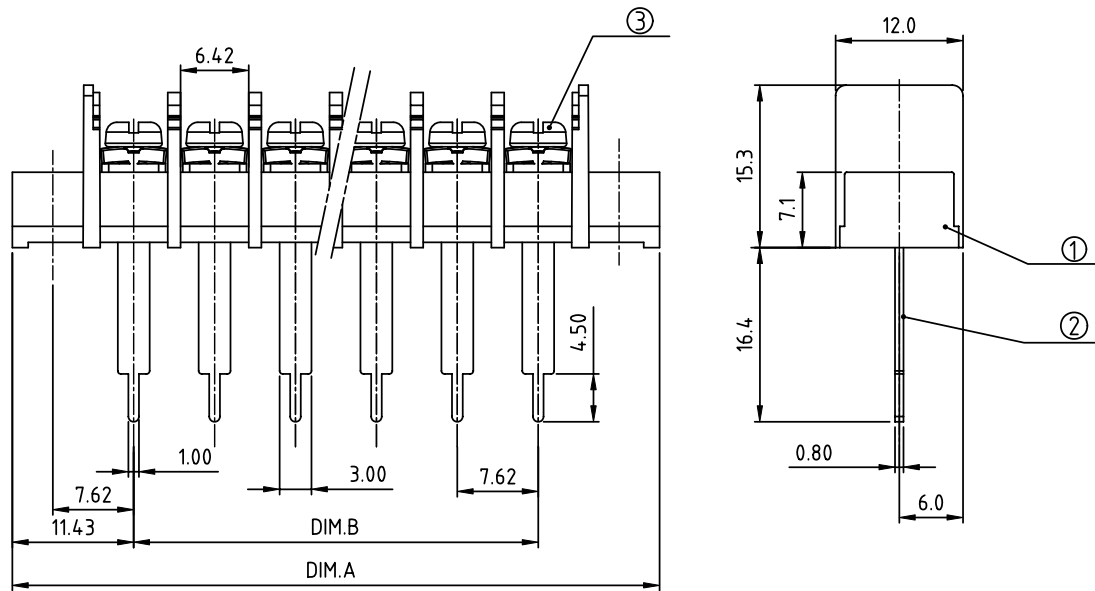


PRODUCT NUMBER	PITCH
YK306xx3x0JOG	7.62 mm



RECOMMENDED P.C.B LAYOUT  
TOP VIEW

- MATERIALS ELECTRICAL
- |                              |                                |
|------------------------------|--------------------------------|
| RATED VOLTAGE & CURRENT:     | 300 V, 15 A                    |
| WITHSTAND VOLTAGE:           | AC 2000 V/Min                  |
| INSULATION RESISTANCE:       | 1000 MΩ OR MORE AT DC 500 V    |
| OPERATING TEMPERATURE RANGE: | -40 °C ~ +115 °C               |
| SCREW TORQUE VALUE:          | 5.2 Lb-In.                     |
| WIRE RANGE:                  | 14 ~ 22 AWG                    |
| 1) HOUSING:                  | THERMOPLASTIC, UL 94 V-0 BLACK |
| 2) TERMINAL:                 | BRASS, 0.8t                    |
| 3) TERMINAL SCREWS:          | STEEL, M3                      |



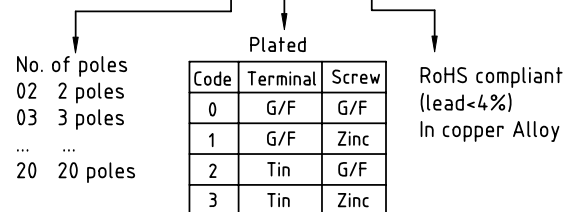
DIMENSION

Dim A	(N+2)×7.62
Dim B	(N-1)×7.62
Dim C	(N+1)×7.62

N=Number of poles

Poles	Tolerance
2p-4p	±0.20
5p-10p	±0.30
11p-16p	±0.40
17p-20p	±0.50

PART NO.: YK 306xx 3 x 0 JOG



mat'l. code		surface ASME Y14.5 ✓	tolerance ASME Y14.5	projection	product family
ltr	ecn no	dr	date	tolerances unless otherwise specified	TERMINAL BLOCK
				angles	title
				X°±1'	TERMINAL BLOCK
				scale	BARRIER TYPE, WITH FLANGE
				MM	dwg no
					sheet 1 of 1
					size
					YK306xx3x0JOG
					A4
					type
					CUSTOMER Drawing
sheet index	revision	A			
	sheet	1			