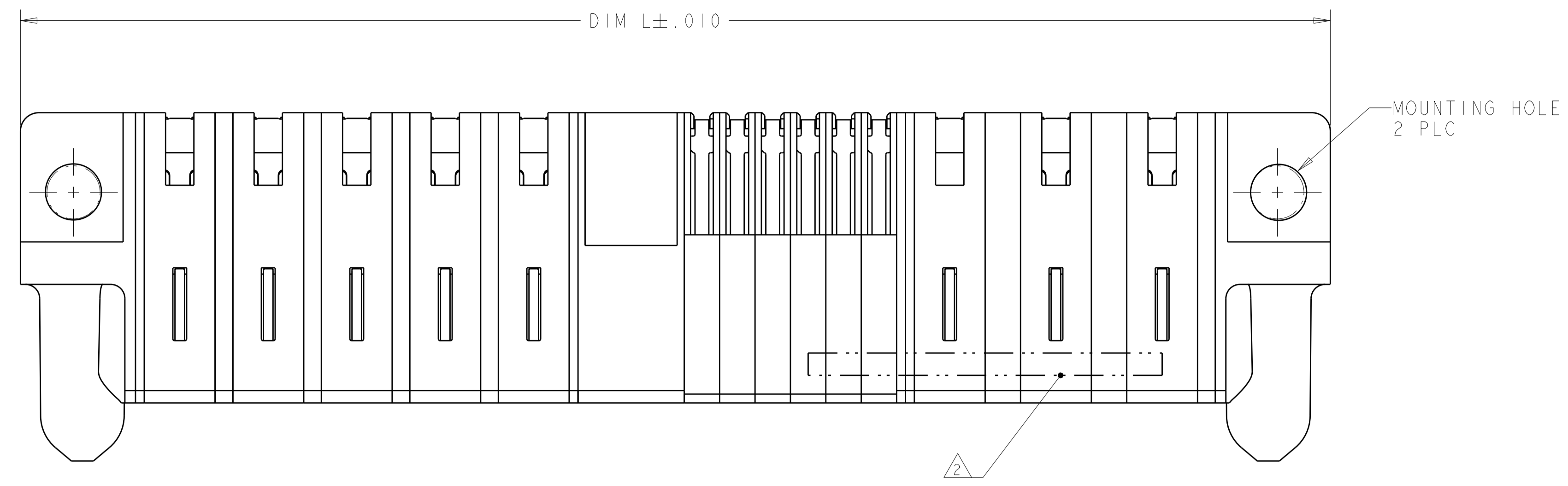
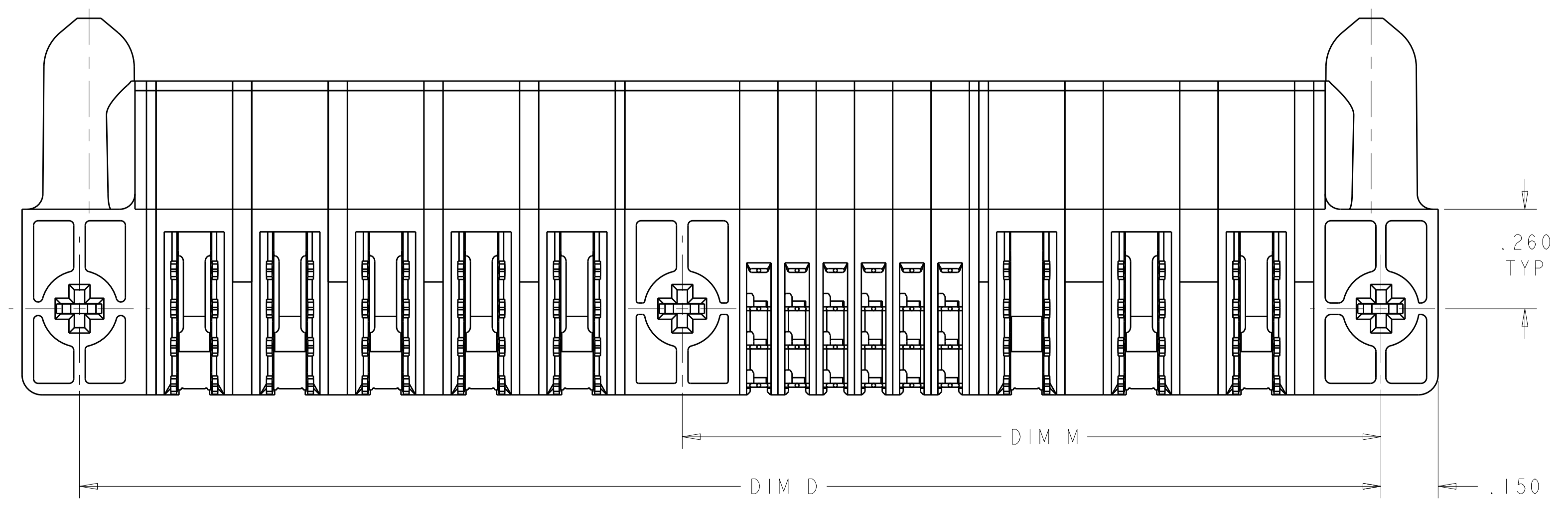
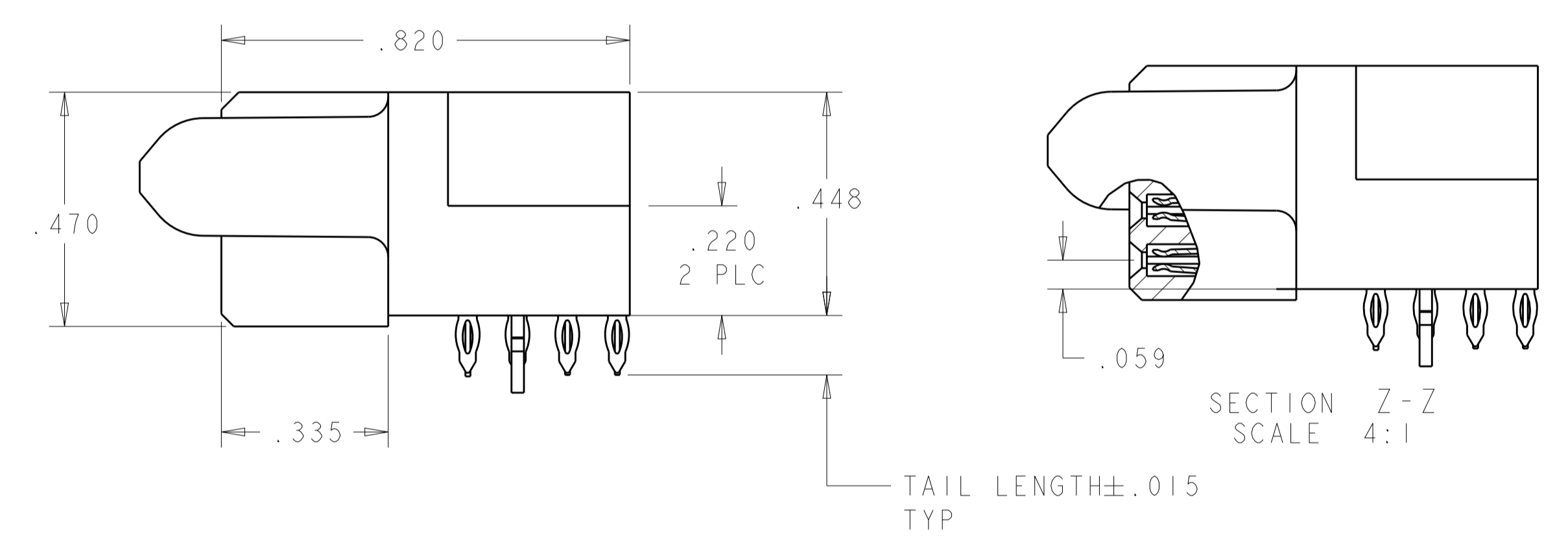
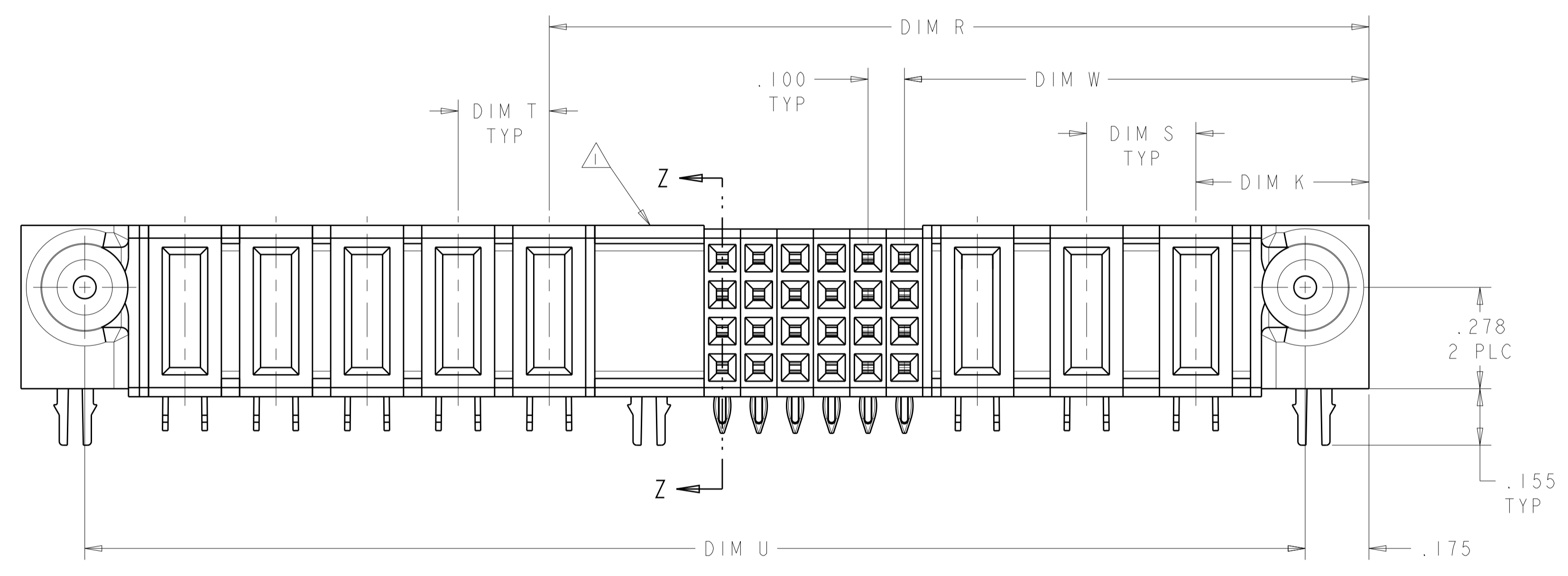


LOC		DIST		REVISIONS			
ES	00	P	LTN	DESCRIPTION	DATE	DMN	APVD
		D1		ADDED NEW DASH NUMBER -15	15MAR2011	ML	SZ
		D2		ADDED NEW DASH NUMBER -16	25JAN2013	CZ	SZ
		D3		REV PER ECR-13-004179	07MAR2013	CZ	SZ



- 1 OPTIONAL CENTER MODULE, WITH Ø.150 THRU HOLE OR HOLD DOWN FEATURE.
- 2 "AMP", PART NUMBER, AND DATE CODE TO BE MARKED IN AREA SHOWN.
- 3 MATERIAL: HOUSING - GLASS FILLED HIGH TEMP THERMO PLASTIC, UL94 V-0.  
 SIGNAL CONTACT - HIGH CONDUCTIVITY COPPER ALLOY  
 POWER CONTACT - HIGH CONDUCTIVITY COPPER ALLOY
- 4 CONTACT PLATING: NOBLE METAL PLATING ON CONTACT FUNCTIONAL AREA OF POWER AND SIGNAL CONTACTS
- 5 MECHANICAL CONNECTOR KEEP OUT ZONE.
- 6 DATUM AND BASIC DIMENSIONS ESTABLISHED BY CUSTOMER.
- 7 PCB- ALL HOLE DIAMETERS ARE FINISHED HOLE SIZES.
- 8 PCB- Ø.0453 +/- .0010 DRILLED HOLES PLATED WITH .0003 MIN Sn OVER .001-.003 PLATING TO ACHIEVE .040 DIA HOLE.
- 9 1450570-1 HOLD DOWN SEATING DEPTH = .185



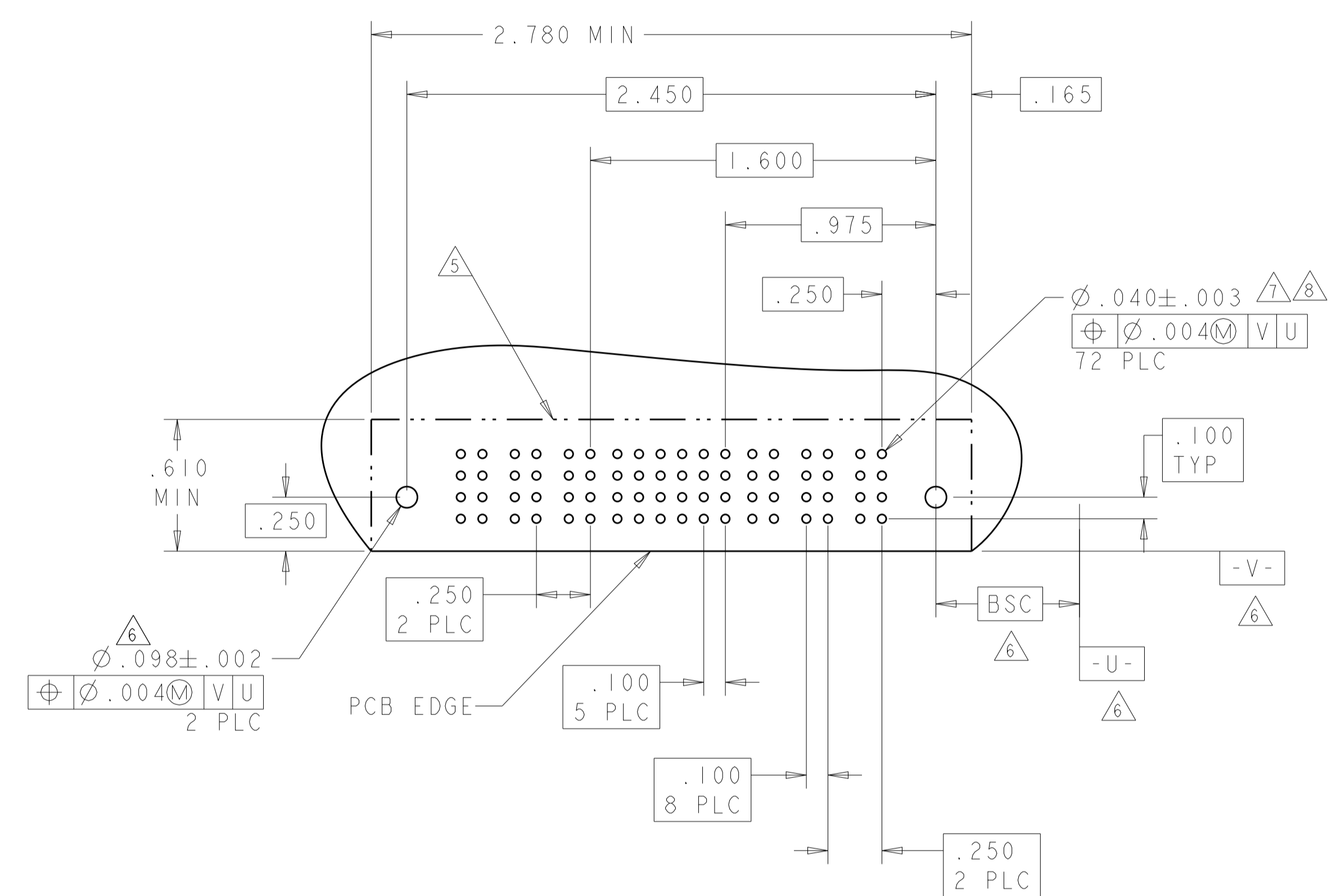
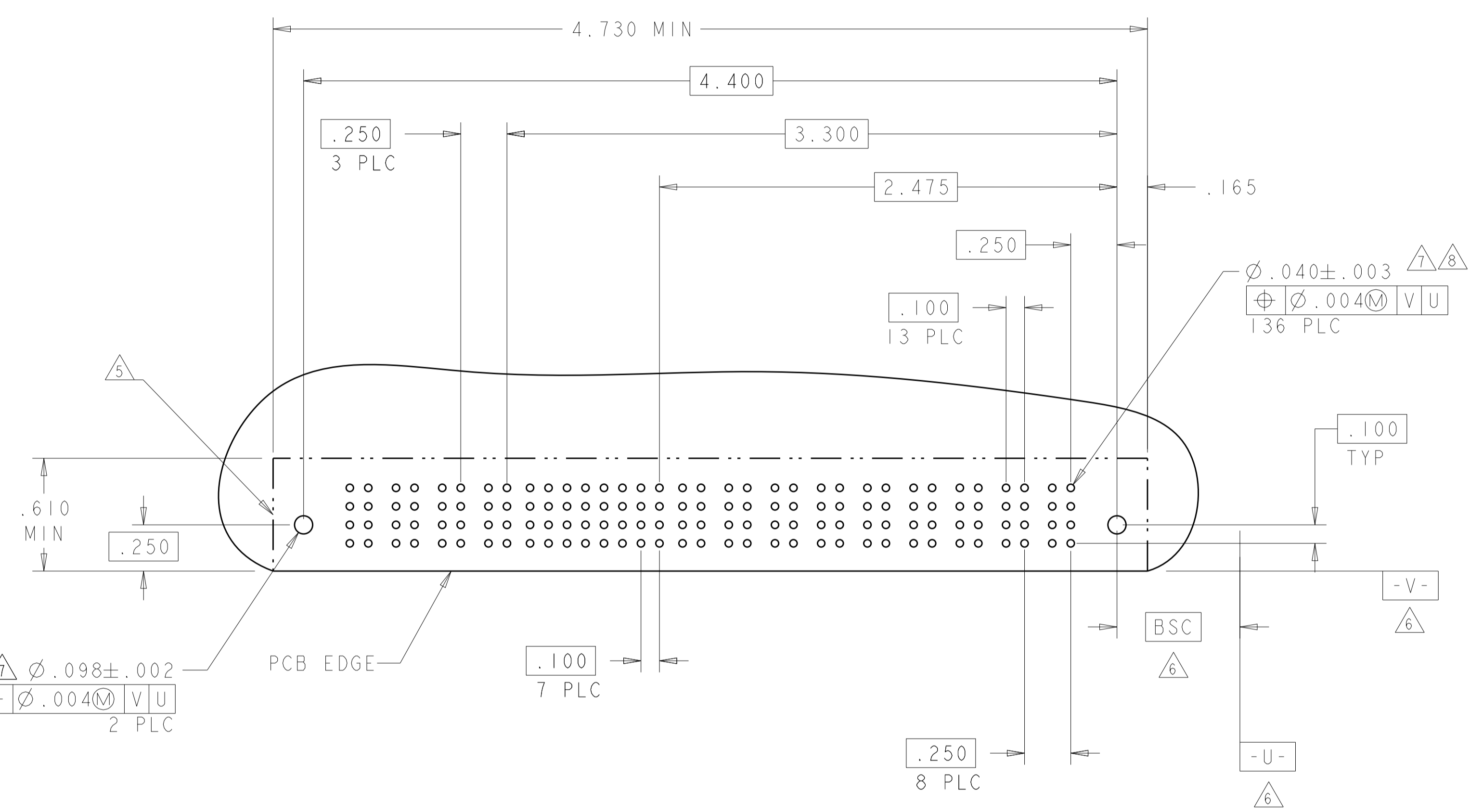
	DIM U	DIM T	DIM S	DIM R	DIM W	DIM D	DIM M	DIM L	DIM K	DESCRIPTION	PART NUMBER
N/A	3.100	.250	.250	2.250	1.875	3.150	-	3.450	.450	6P + 12S + 4P	1-6450570-6
.150	1.400	.250	.250	1.300	.625	1.450	-	1.750	.450	1P + 24S + 1P	1-6450570-5
N/A	1.700	.250	.250	1.350	.875	1.750	-	2.050	.450	2P + 16S + 2P	1-6450570-4
N/A	1.300	-	-	1.200	.675	1.350	-	1.650	.450	1P + 16S + 1P	1-6450570-3
N/A	3.000	.250	.250	2.150	1.425	3.050	-	3.350	.450	4P + 24S + 4P	1-6450570-2
N/A	2.400	.250	.250	1.800	1.125	2.450	-	2.750	.450	3P + 24S + 3P	1-6450570-0
.150	1.300	-	-	1.200	.675	1.350	-	1.650	.450	1P + 16S + 1P	6450570-9
N/A	4.350	.250	.250	3.500	2.625	4.400	-	4.700	.450	9P + 32S + 4P	6450570-6
.122	5.450	.250	.250	3.350	2.375	5.500	-	5.800	.450	8P + 36S + 9P	6450570-3
N/A	2.400	.250	.250	1.800	1.125	2.450	-	2.750	.450	3P + 24S + 3P	6450570-2
N/A	4.350	.250	.250	3.500	2.625	4.400	-	4.700	.450	9P + 32S + 4P	6450570-1

THIS DRAWING IS A CONTROLLED DOCUMENT. DIMENSIONS: INCHES. TOLERANCES UNLESS OTHERWISE SPECIFIED: 0 PLC ±.01, 1 PLC ±.01, 2 PLC ±.01, 3 PLC ±.005, 4 PLC ±.0020. MATERIAL: FINISH: 3, 4. THIS DRAWING IS A CONTROLLED DOCUMENT. DWG: R.GRZYBOWSKI, CHK: M.PERCHEKKE, APVD: M.PERCHEKKE. PRODUCT SPEC: 108-1973. APPLICATION SPEC: 114-13038. WEIGHT: -. CUSTOMER DRAWING. SCALE: 1:1. SHEET: 6 OF 6. REV: D3. **STE** TE Connectivity. RIGHT ANGLE RECEPTACLE ASSEMBLY WITH GUIDES MULTI-BEAM XL. A100779C=6450570. RESTRICTED TO.

LOC	DIST	REV	DATE	BY	APPV
ES	00				

PART NUMBER	ROWS	POWER				SIGNAL								POWER								
		PI3	PI2	PI1	PI0	8	7	6	5	4	3	2	1	P9	P8	P7	P6	P5	P4	P3	P2	PI
6450570-1	D C B A	RL	RL	RK	RL	DD	DD	DD	DD	DD	DD	DD	DD	RL	RL	RL	RL	RL	RL		RK	RL
		CC	CC	CC	CC	CC	CC	CC	CC	CC	CC	CC	CC									
		BB	BB	BB	BB	BB	BB	BB	BB	BB	BB	BB	BB									
		AA	AA	AA	AA	AA	AA	AA	AA	AA	AA	AA	AA									

PART NUMBER	ROWS	POWER			SIGNAL						POWER		
		P6	P5	P4	6	5	4	3	2	1	P3	P2	PI
6450570-2	D C B A	RP	RS	RS	D	D	D	D	D	D	RS	RS	RP
		C	C	C	C	C	C	C	C	C			
		B	B	B	B	B	B	B	B	B			
		A	A	A	A	A	A	A	A	A			



DD	.165-PRESS FIT	D
CC	.165-PRESS FIT	C
BB	.165-PRESS FIT	B
AA	.165-PRESS FIT	A

RL	.165 PRESS FIT	STD	D	.119-PRESS FIT	D
RK	.165 PRESS FIT	MFBL	C	.119-PRESS FIT	C
RS	.119 PRESS FIT	STD	B	.119-PRESS FIT	B
RP	.119 PRESS FIT	MFBL	A	.119-PRESS FIT	A
CODE	TAIL LENGTH	TYPE	CODE	TAIL LENGTH	ROW
POWER CONTACT			SIGNAL CONTACT		

CODE	TAIL LENGTH	DESCRIPTION
RK	.165-PRESS FIT	MFBL
RL	.165-PRESS FIT	STD
RP	.119-PRESS FIT	MFBL
RS	.119-PRESS FIT	STD

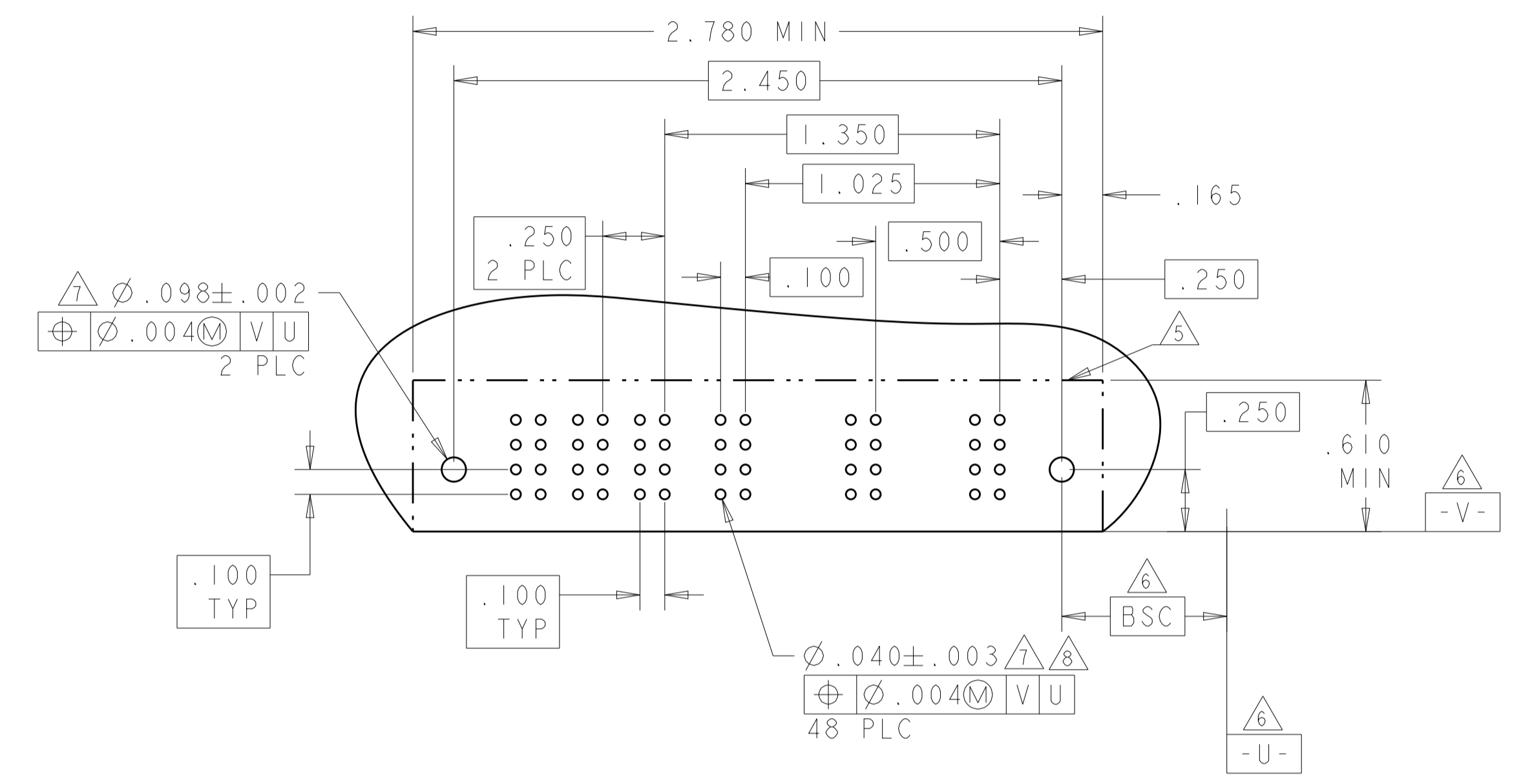
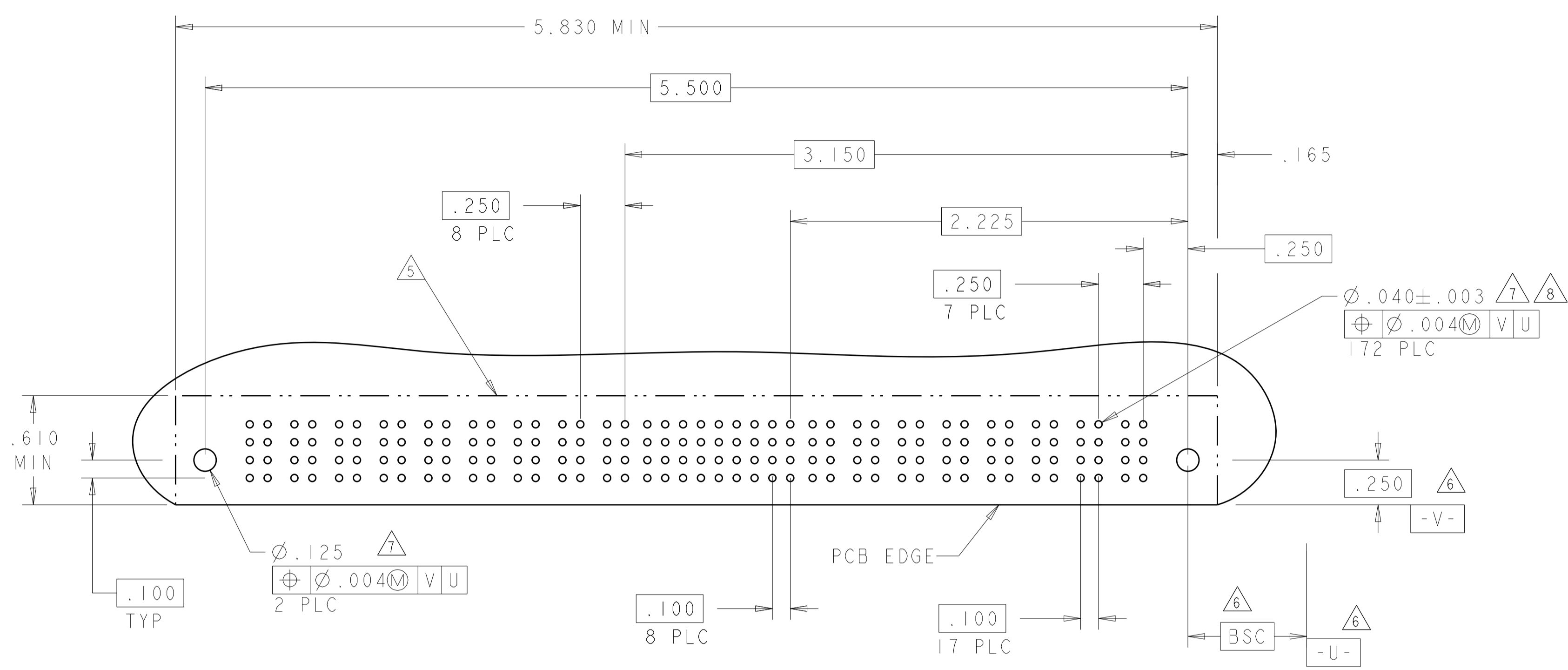
THIS DRAWING IS A CONTROLLED DOCUMENT.		OWN: R. GRZYBOWSKI 25MAY2005
DIMENSIONS: INCHES		CHK: M. PERCHERKE 25MAY2005
TOLERANCES UNLESS OTHERWISE SPECIFIED:		APVD: M. PERCHERKE
0 PLC	±.01	NAME: M. PERCHERKE
1 PLC	±.01	PRODUCT SPEC: 108-1973
2 PLC	±.01	APPLICATION SPEC: 114-13038
3 PLC	±.005	WEIGHT: 114-13038
4 PLC	±.002	RESTRICTED TO: A100779C=6450570
ANGLES	±.002	CUSTOMER DRAWING
FINISH	±.002	SCALE: 1:1

4805 (3/11)

LOC	DIST	REVISIONS			
P	LTN	DESCRIPTION	DATE	OWN	APVD
ES	00	SEE SHEET 1			

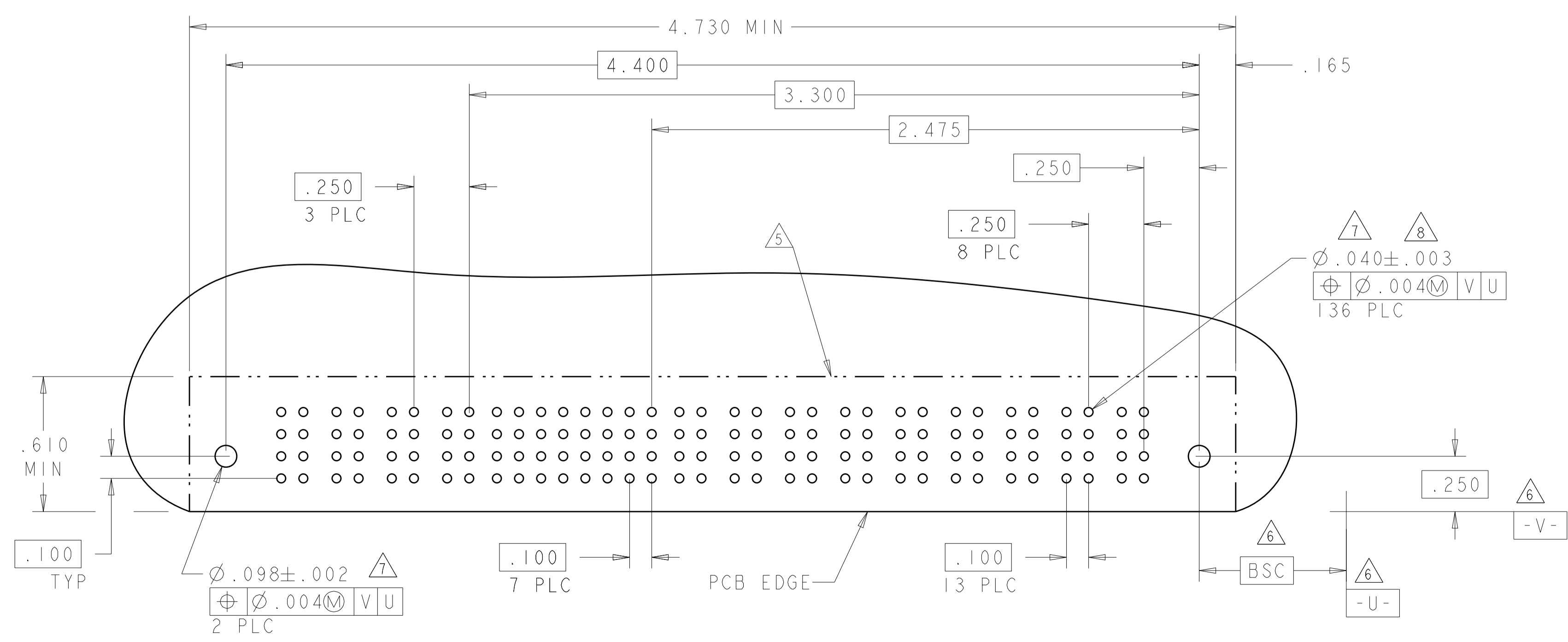
PART NUMBER	ROWS	POWER								SIGNAL								POWER									
		P17	P16	P15	P14	P13	P12	P11	P10	P9	9	8	7	6	5	4	3	2	1	P8	P7	P6	P5	P4	P3	P2	P1
6450570-3	D C B A	RL	RK	RL	RL	RL	RL	RL	RL	RL	DD	DD	DD	DD	DD	DD	DD	DD	DD	RL	RL	RL	RL	RL	RL	RK	RL
8P + 36S + 9P											CC	CC	CC	CC	CC	CC	CC	CC	CC								
											BB	BB	BB	BB	BB	BB	BB	BB	BB								
											AA	AA	AA	AA	AA	AA	AA	AA	AA								

PART NUMBER	ROWS	POWER				SIGNAL				POWER							
		P6	P5	P4	6	5	4	3	2	1	P3	P2	P1				
I-6450570-0	D C B A	RS	RS	RP		D	D							RS	RS		
3P + 24S + 3P						C	C										
						B	B										
						A	A										



PART NUMBER	ROWS	POWER				SIGNAL								POWER							
		P13	P12	P11	P10	8	7	6	5	4	3	2	1	P9	P8	P7	P6	P5	P4	P3	P2
6450570-6	D C B A	RL	RL	RK	RL	DD	DD	DD	DD	DD	DD	DD	DD	RL	RL	RL	RL	RL	RL	RK	RL
9P + 32S + 4P						CC	CC	CC	CC	CC	CC	CC	CC								
						BB	BB	BB	BB	BB	BB	BB	BB								
						AA	AA	AA	AA	AA	AA	AA	AA								

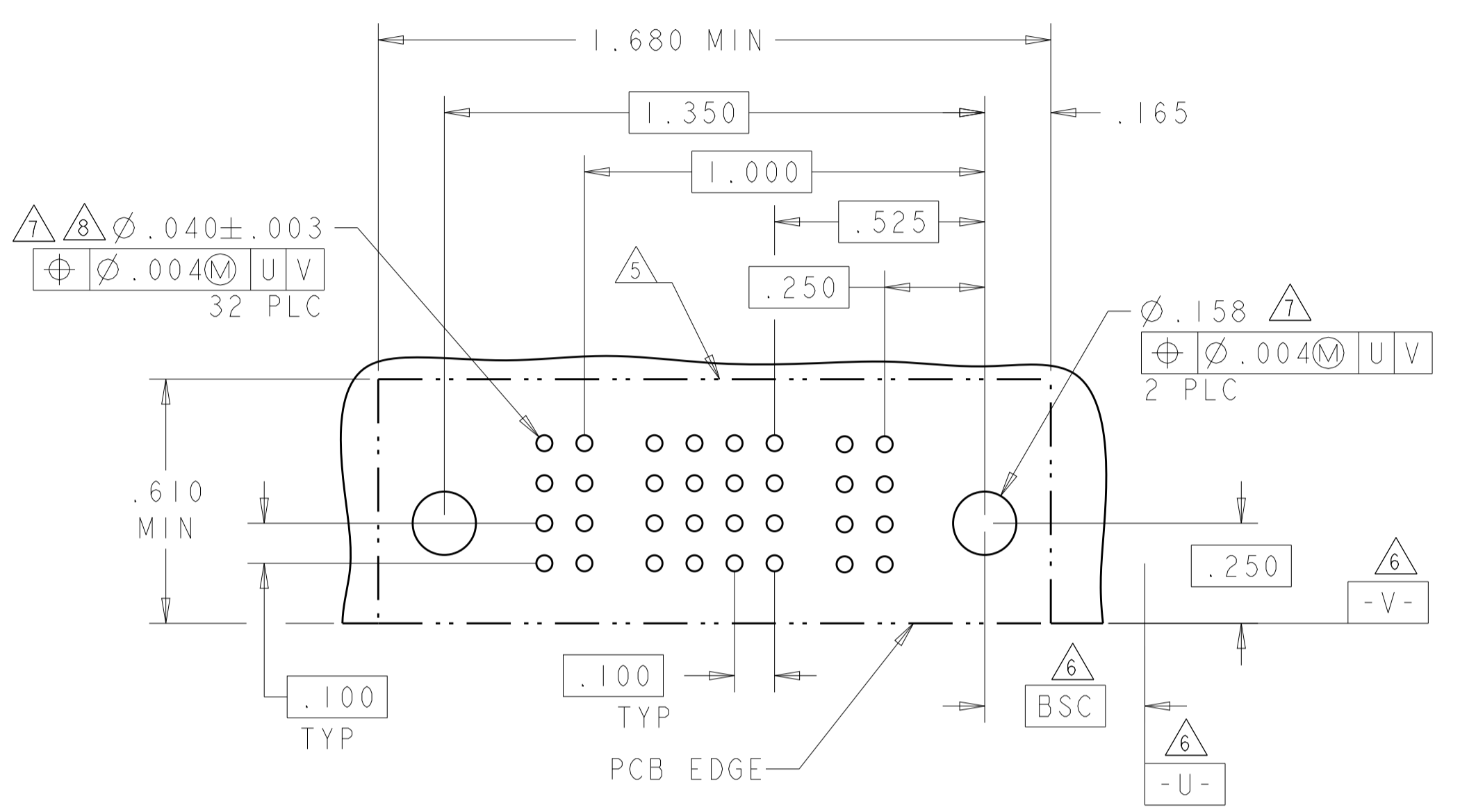
NO CONTACT LOADED



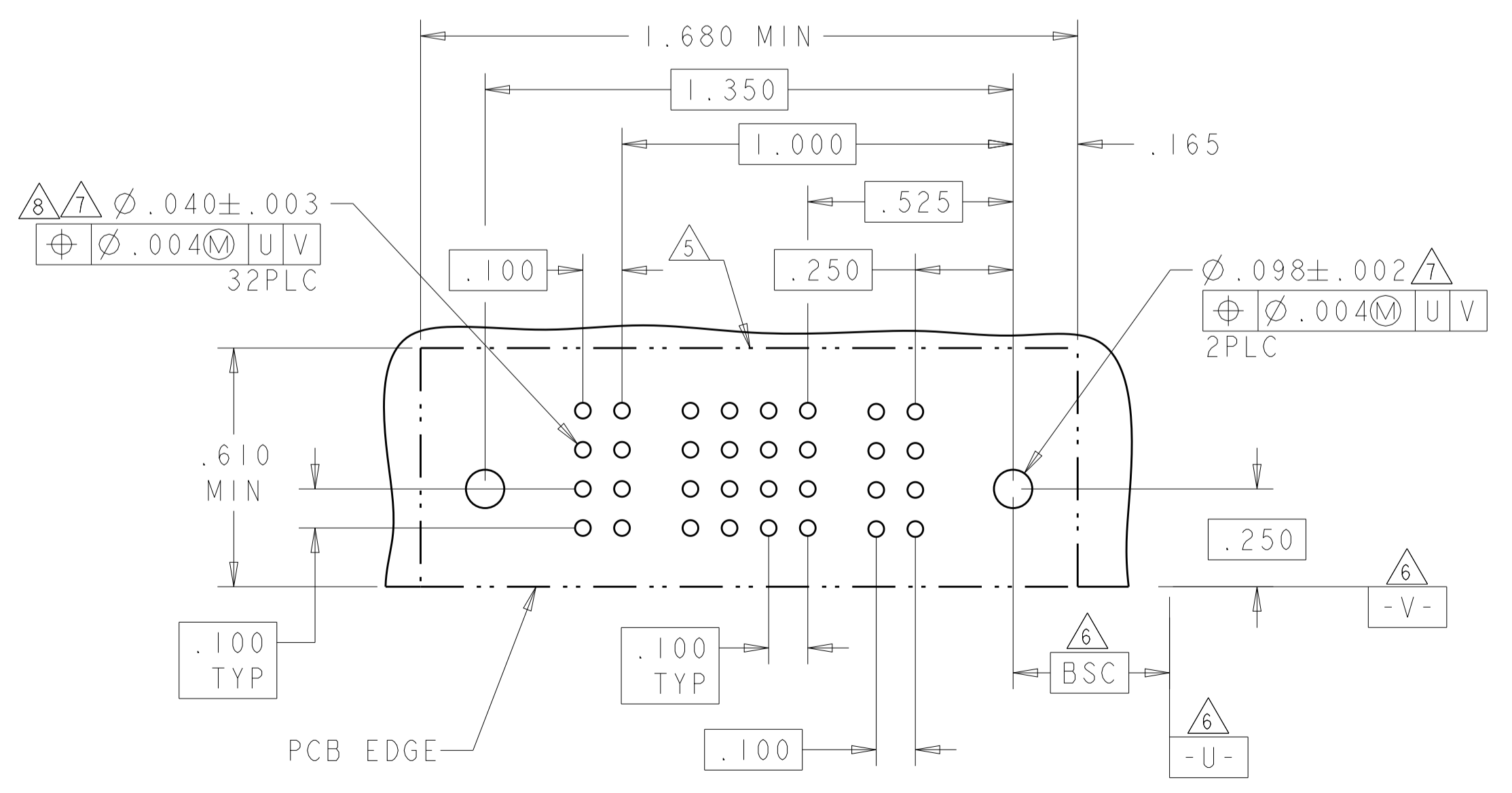
THIS DRAWING IS A CONTROLLED DOCUMENT.		OWN: R. GRZYBOWSKI 25MAY2005	 TE Connectivity
DIMENSIONS: INCHES		CHK: M. PERCHERKE 25MAY2005	
TOLERANCES UNLESS OTHERWISE SPECIFIED:		APVD: M. PERCHERKE	NAME: RIGHT ANGLE RECEPTACLE ASSEMBLY WITH GUIDES MULTI-BEAM XL
0 PLC ±.01		PRODUCT SPEC: 108-1973	SIZE: A1
1 PLC ±.01		APPLICATION SPEC: 114-13038	CAGE CODE: 6450570
2 PLC ±.01		WEIGHT: -	RESTRICTED TO: -
3 PLC ±.005		CUSTOMER DRAWING	SCALE: 1:1
4 PLC ±.002			SHEET: 3 OF 6
ANGLES ±.020			REV: D3

LOC	DIST	REVISIONS			
P	LTN	DESCRIPTION	DATE	DMN	APVD
ES	00	SEE SHEET 1			

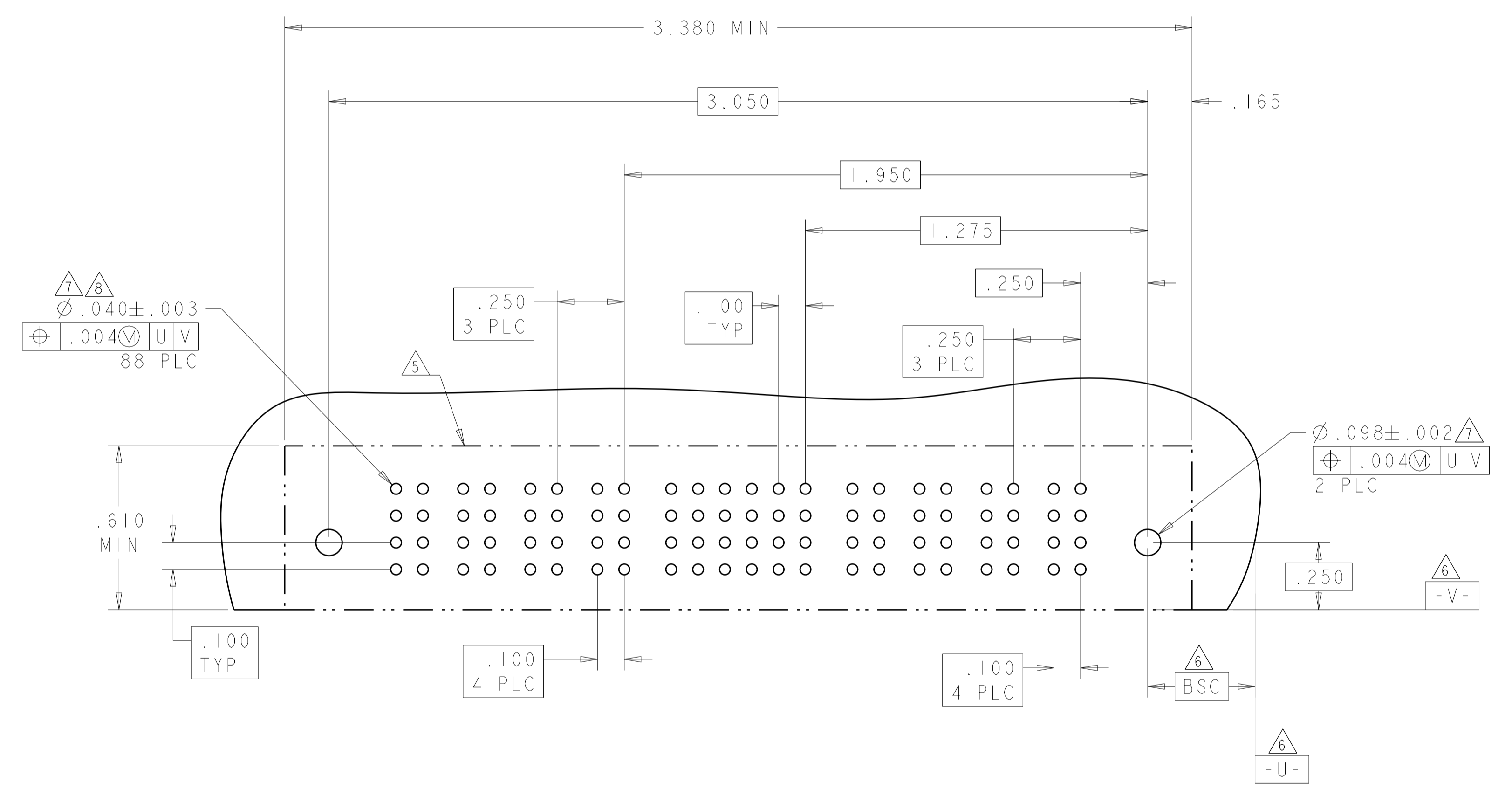
PART NUMBER	ROWS	POWER				SIGNAL				POWER				
		P2	4	3	2	1	PI	4	3	2	1	PI		
6450570-9	D C B A	RS		D	D	D	D							RP
			C	C	C	C	C	C	C	C				
			B	B	B	B	B	B	B	B				
			A	A	A	A	A	A	A	A				
IP + 16S + IP														



PART NUMBER	ROWS	POWER				SIGNAL				POWER				
		P2	4	3	2	1	PI	4	3	2	1	PI		
1-6450570-3	D C B A	RP		D	D	D	D							RS
			C	C	C	C	C	C	C	C				
			B	B	B	B	B	B	B	B				
			A	A	A	A	A	A	A	A				
IP + 16S + IP														



PART NUMBER	ROWS	POWER				SIGNAL						POWER				
		P8	P7	P6	P5	6	5	4	3	2	1	P4	P3	P2	PI	
1-6450570-2	D C B A	RP	RP	RP	RP	D	D	D	D	D	D					RP
						C	C	C	C	C	C	C	C			
						B	B	B	B	B	B	B	B			
						A	A	A	A	A	A	A	A			
4P + 24S + 4P																



THIS DRAWING IS A CONTROLLED DOCUMENT. DWN: R. GRZYBOWSKI 25MAY2005  
 CHK: M. PERCHERKE 25MAY2005

**STE** TE Connectivity

NAME: RIGHT ANGLE RECEPTACLE ASSEMBLY WITH GUIDES MULTI-BEAM XL

PRODUCT SPEC: 108-1973  
 APPLICATION SPEC: 114-13038

SIZE: 114-13038  
 WEIGHT: -

MATERIAL: -  
 FINISH: -

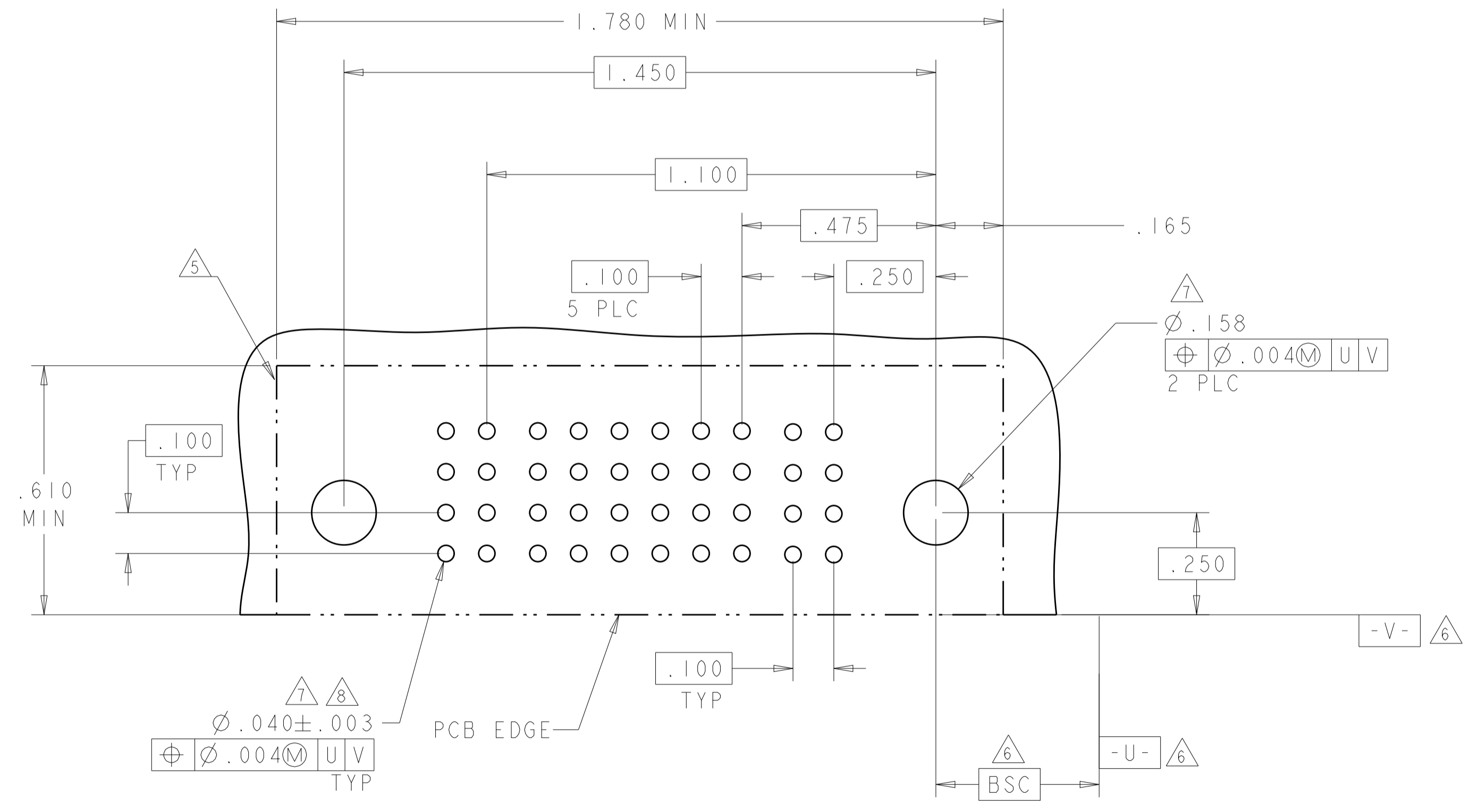
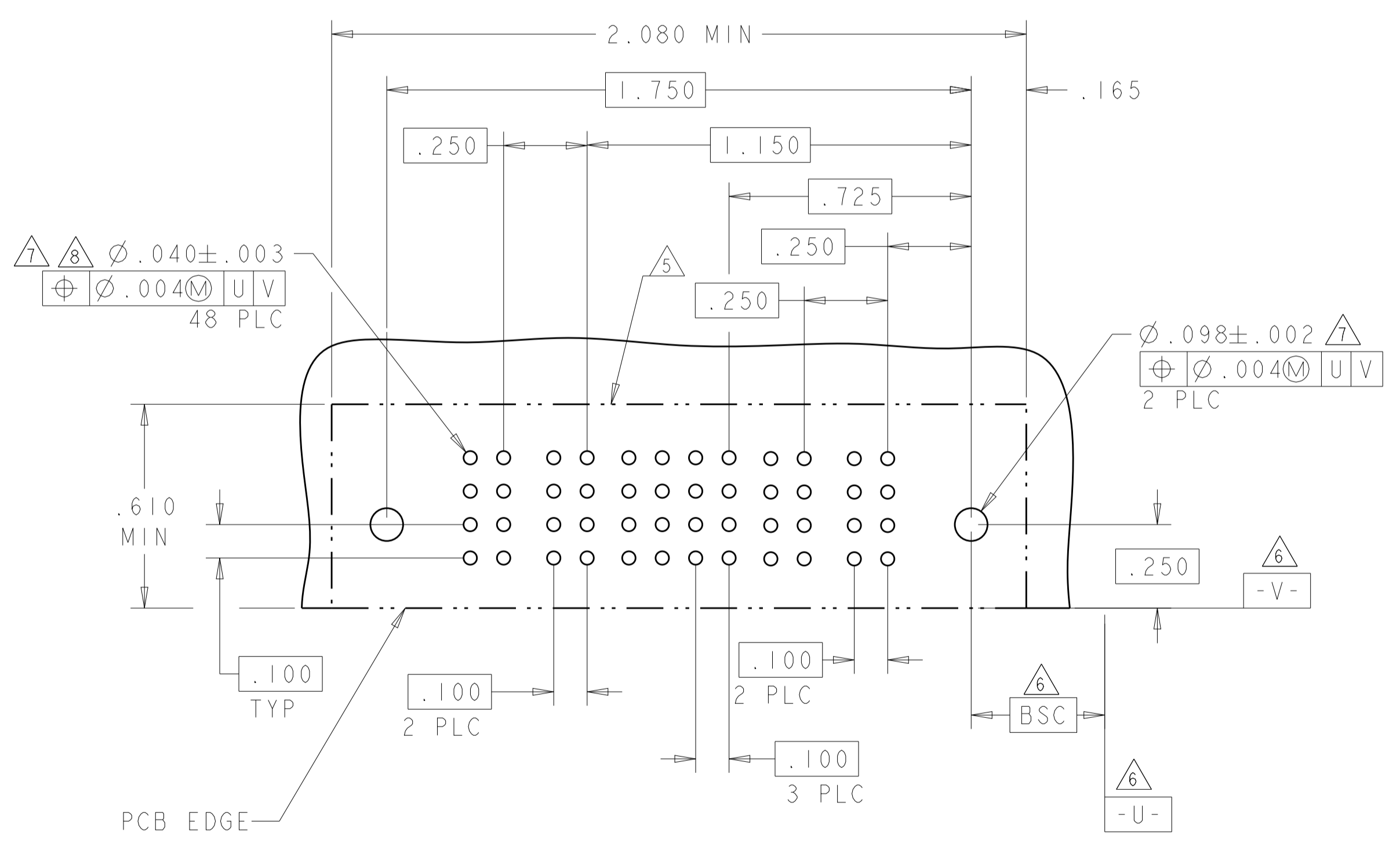
CAGE CODE: A100779  
 DRAWING NO: C=6450570

CUSTOMER DRAWING SCALE: 1:1 SHEET 4 OF 6 REV: D3

LOC		DIST		REVISIONS			
ES	00	P	LTN	DESCRIPTION	DATE	DMN	APVD
-	-	-	-	SEE SHEET 1	-	-	-

PART NUMBER	ROWS	POWER		SIGNAL				POWER	
		P4	P3	4	3	2	1	P2	P1
I-6450570-4	D C B A	RS	RP	D	D	D	D	RP	RS
				C	C	C	C		
				B	B	B	B		
				A	A	A	A		
2P + 16S + 2P									

PART NUMBER	ROWS	POWER		SIGNAL					POWER		
		P2	6	5	4	3	2	1	P1		
I-6450570-5	D C B A	RP	RP	D	D	D	D	D	D	RS	RS
				C	C	C	C	C	C		
				B	B	B	B	B	B		
				A	A	A	A	A	A		
1P + 24S + 1P											

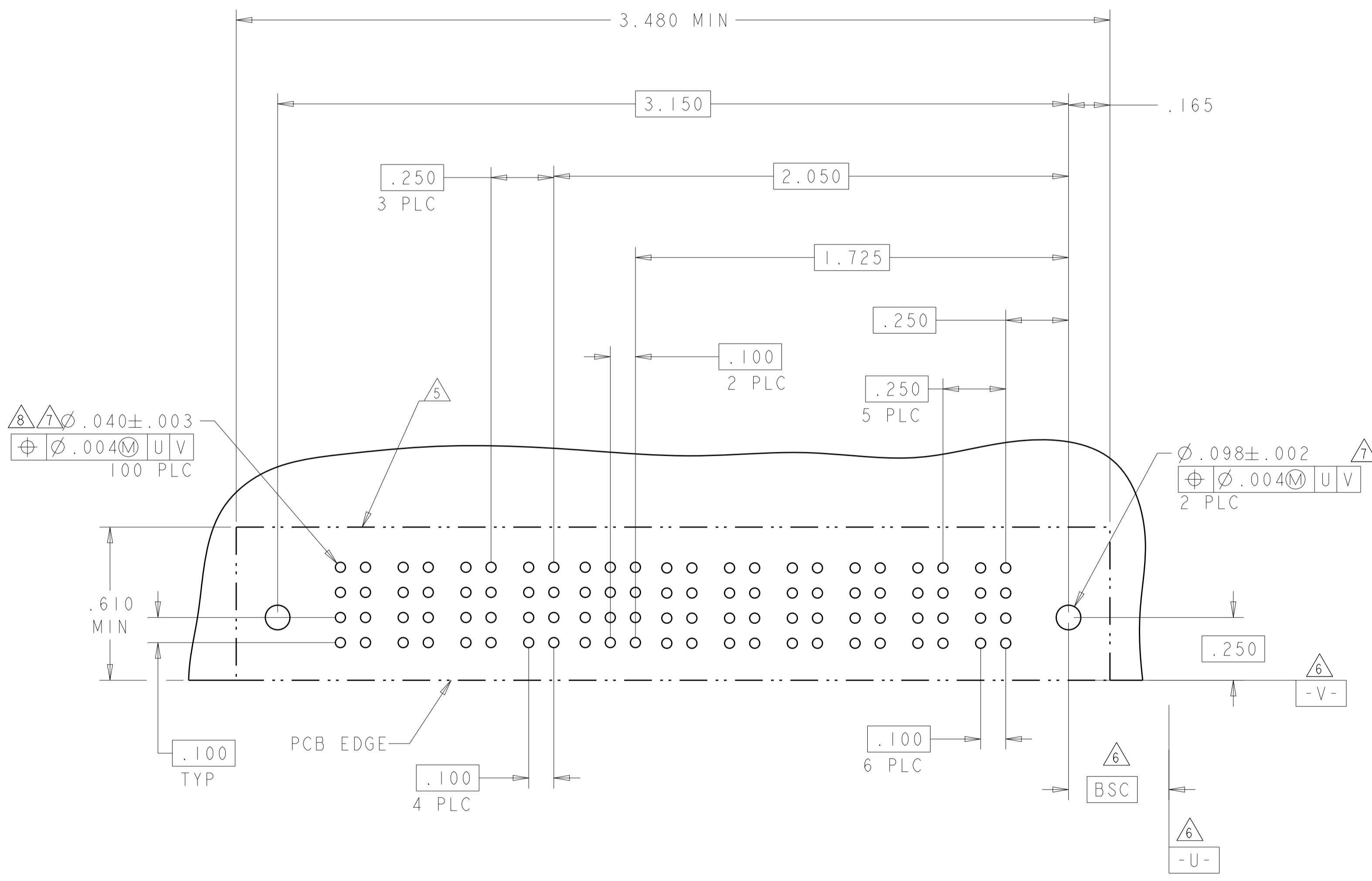


THIS DRAWING IS A CONTROLLED DOCUMENT.		DMN: R.GRZYBOWSKI 25MAY2005	TE Connectivity
DIMENSIONS: INCHES		CHK: M.PERCHEKKE 25MAY2005	
TOLERANCES UNLESS OTHERWISE SPECIFIED:		APVD: M.PERCHEKKE	NAME: RIGHT ANGLE RECEPTACLE ASSEMBLY WITH GUIDES MULTI-BEAM XL
0 PLC ± .01	1 PLC ± .01	PRODUCT SPEC: 108-1973	SIZE: 114-13038
2 PLC ± .005	3 PLC ± .005	APPLICATION SPEC: 114-13038	WEIGHT: -
4 PLC ± .0020	ANGLES ± .020	FINISH: -	CAGE CODE: A100779
MATERIAL: -		CUSTOMER DRAWING	SCALE: 1:1
SHEET 5 OF 6		REV: D3	

LOC	DIST	REVISIONS					
		P	LTN	DESCRIPTION	DATE	DWN	APVD
ES	00	-	-	SEE SHEET 1	-	-	-

PART NUMBER	ROWS	POWER				SIGNAL			POWER						
		P10	P9	P8	P7	3	2	1	P6	P5	P4	P3	P2	P1	
1-6450570-6	D	RS	RS	RS	RS	D	D	D	RS	RS	RS	RS	RP	RP	
	C					C	C								
	B					B	B								
	A					A	A								
		HD													HD
6P + 12S + 4P															

D3



THIS DRAWING IS A CONTROLLED DOCUMENT.		DWN: R. GRZYBOWSKI 25MAY2005	TE Connectivity
DIMENSIONS: INCHES		CHK: M. PERCHERKE 25MAY2005	
		APVD: M. PERCHERKE	NAME: RIGHT ANGLE RECEPTACLE ASSEMBLY WITH GUIDES MULTI-BEAM XL
TOLERANCES UNLESS OTHERWISE SPECIFIED:		PRODUCT SPEC: 108-1973	RESTRICTED TO:
0 PLC ±.01		APPLICATION SPEC: 114-13038	SIZE: A1
1 PLC ±.01		WEIGHT: -	CAGE CODE: 6450570
2 PLC ±.01		CUSTOMER DRAWING	SCALE: 1:1
3 PLC ±.005			SHEET: 6 OF 6
4 PLC ±.002			REV: D3
ANGLES: ±.2°			
FINISH: -			