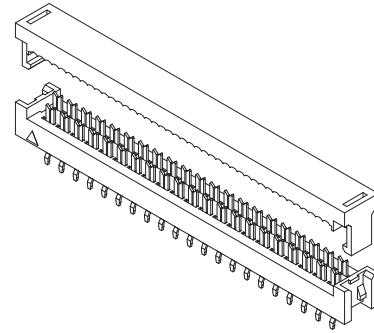




.100" [2.54 mm] Contact Centers, IDC Dip Plug Straight - SIP110 Series

SPECIFICATIONS

- Operating Temperature: -40°C to +105°C
- Current Rating: 1 Amp
- Dielectric Withstanding: 1,000 VAC
- Insulation Resistance: 5,000 Megohms
- For .050" [1.27 mm] Pitch AWG 26-28 Flat Ribbon Cable
- UL Flammability Rating: 94V-0



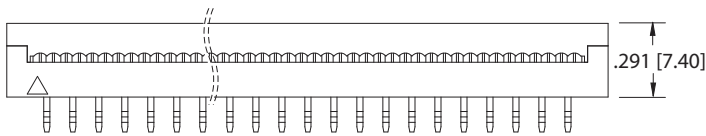
PART NUMBER OPTIONS

SIP110 - P P P C - D 10 - ST - BK

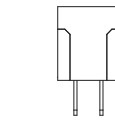
<p>SERIES SIP110 = IDC Dip Plug</p> <p>INSULATOR MATERIAL P = PBT</p> <p>CONTACT MATERIAL P = Phosphor Bronze</p> <p>CONTACT FINISH - RoHS Compliant P = Gold Flash Overall E = .000100" Pure Tin, Matte, Overall V = Gold Flash on Contact Surface, Nickel on Termination J = .000015" Gold on Contact Surface, Gold Flash on Termination K = .000015" Gold on Contact Surface, Nickel on Termination</p>	<p>COLOR BK = Black</p> <p>TERMINATION TYPE ST = Straight SK = Straight with Kink</p> <p>NUMBER OF CONTACT POSITIONS 03 thru 10, 12, 13, 14, 15, 17, 20, 25, 30, 32</p> <p>NUMBER OF ROWS D = Dual Row</p> <p>CONTACT CENTERS C = .100" [2.54 mm]</p>
--	--

DIMENSIONS For complete drawings, go to www.sullincorp.com or e-mail techsupport@sullincorp.com

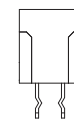
Dimensions in [] are in millimeters, all others are in inches.



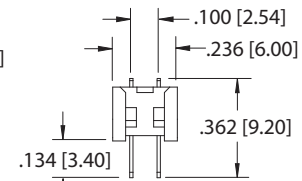
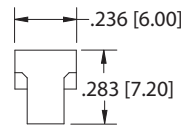
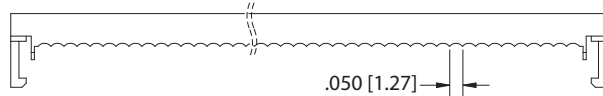
ASSEMBLED FRONT VIEW



STRAIGHT (ST)

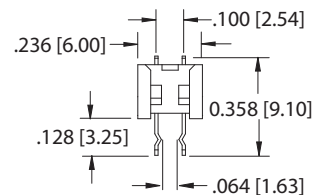
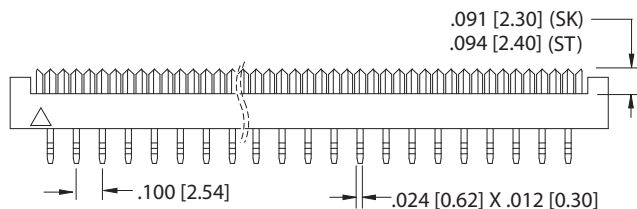


WITH KINK (SK)



STRAIGHT (ST)

Example P/N: SIP110-PP_C-D10-ST-BK



WITH KINK (SK)

Example P/N: SIP110-PP_C-D15-SK-BK